



НАЦИОНАЛЬНЫЙ ИССЛЕДОВАТЕЛЬСКИЙ  
УНИВЕРСИТЕТ

Библиотека

# ЭЛЕКТРОННЫЕ РЕСУРСЫ БИБЛИОТЕКИ

Программа бакалавриата «Менеджмент»  
Научно-исследовательский семинар

Вебинар

Москва, 2021

# ЭЛЕКТРОННЫЕ РЕСУРСЫ БИБЛИОТЕКИ

Доступ к специализированным базам данных

Easy search

Menu Filter Explorer

Filter options

Legal status

Alive (4158)

Dead (3714)

Est application year

After 2020 (1206)

2016-2020 (2895)

2011-2015 (2295)

2006-2010 (1695)

Before 2006 (1706)

More...

Assignee

Litigations

Oppositions

Patent families (1994 results)

Non-patent literature (34)

Display

Preview

Image

Translate

Edit Preview

1 Apple seedling cultivation method capable of being suitable for southern human and sub-southern human

2 Standard apple seedling cultivation method

3 Tool for making dynamic electric machine elements

4 Apple tree named 'maia'

5 Control apple collection making machine

6 Method of extracting carotene and/or pectin from whole apples or apple juice residue

7 Apple tree named 'maia'

8 Apple tree named 'maia'

9 Apple tree named 'maia'

10 Apple tree named 'maia'

11 Apple tree named 'maia'

12 Apple tree named 'maia'

13 Apple tree named 'maia'

14 Apple tree named 'maia'

15 Apple tree named 'maia'

16 Apple tree named 'maia'

17 Apple tree named 'maia'

18 Apple tree named 'maia'

19 Apple tree named 'maia'

20 Apple tree named 'maia'

21 Apple tree named 'maia'

22 Apple tree named 'maia'

23 Apple tree named 'maia'

24 Apple tree named 'maia'

25 Apple tree named 'maia'

Apple seedling cultivation method capable of being suitable for southern human and sub-southern human

Protected countries

List of publications

Priority Numbers & Dates

Abstract

IPC codes

ABAHIH 244166

ABAIAP 244167

ABAJET 244168

ABAJIX 244169

ABAJOO 244170

ABAJUU 1900035

ABAKAQ 1900036

ABAKCH 2060033

ABALUL 244179

ABALULO1 660016

ABAMEX 850724

ABAMEX01 942040

ABAMEX02 809600

ABANCI 850720

Chemical diagram

4,6-Dimethyl-2-thioxo-1,3,2-dioxaphosphorinyl-oxide

Chemical diagram

Additional details

Deposition Number

Deposited on

Associated publications

Orbit

Cambridge Structural Database

Client 203: White female in her mid-forties suffers from depressive disorder

Session 26: Client is talking about extreme emotional sensitivity and memories of bad relations with men

TRANSCRIPT OF AUDIO FILE:

BEGIN TRANSCRIPT:

PATIENT: Lots of thing happened during the week. Just thinking about, you know, right now. Friday and Saturday weren't really, you know, right there at the top of the list. They were kind of down days. The big thing is today is my anniversary, so that's a very nice day.

COUNSELOR: And how many years has it been?

PATIENT: Sixteen.

COUNSELOR: Wow, well congratulations.

PATIENT: Thanks, the other interesting thing I found is that in talking with some other people who have about the same amount of time, it's like kind of quietly saying to one another don't really want to talk about our needs because this has really been rough. This last year or so. Just very interesting to me, you know, because in a way it's like this feeling of protection, you know. You don't want to tell people knowing they're just beginning, you know, that there are going to be some, you know, rough times because in the beginning people are so oh, I feel, you know, oh I'm so grateful. It's like you never stop being grateful, but in a way it's kind of reassuring to know that, you know, there are sort of ways and stuff.

COUNSELOR: So, how has it felt difficult for you recently? (1:51)

PATIENT: Let's see Friday and Saturday were down days. I think, partly when I look back on it because Friday was the first day I didn't drink coffee. I decided to try to, you know, just see what it was like. It's not that I drink a huge amount. When I used to work in an office, I drank more.

COUNSELOR: How much do you usually drink?

PATIENT: On a usual day, I would it make it at home and have like a mug and a half. And then after that, you know, really sporadic. I mean if I happen to be out and meeting someone, you know, I might have a cup of coffee with dessert or something like that or, but I don't know. I just thought, well why not try it and let's just see what this is like. And, but part of what happened, I think, was Friday I ended up, I had notices that UPS was attempting to deliver a package. So I stayed and I also stayed off the phone because I have that calling answering system and so if they dial to deliver they get a message and they think I'm not there.

So, it was kind of a nice little ending (ph) day and I didn't really want to start anything because I thought, like, to be back in the bedroom I don't hear the bell and so it was just kind of an odd day. It just felt odd. I felt odd. Like, that wasn't necessarily anything else. And I think it's still the resume thing, but yesterday I had a real breakthrough with that and, you know, got a lot done and so I feel much better. And Friday night I met my friend Carol and that was nice to see her. So that was fun. But then Saturday after the meeting, I went over to the farmer's market and I hadn't told you last week that last Saturday, a week ago, you know, when I went over there Jerry was there and the whole family was there. I didn't tell you that. (4:12)

Counseling and Psychotherapy  
Transcripts

# ЭЛЕКТРОННЫЕ РЕСУРСЫ БИБЛИОТЕКИ

Доступ к специализированным базам данных



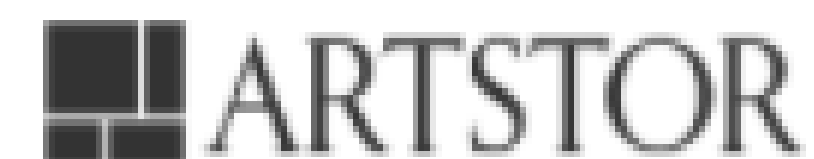
OECD*iLibrary*



IMF eLIBRARY



Counseling and Psychotherapy Transcripts



# ДОСТУП К СПЕЦИАЛИЗИРОВАННЫМ БАЗАМ ДАННЫХ

Ресурсы Всемирного банка. World Bank

**World Development Indicators** — содержит статистические сведения по более чем 850-ти показателям мирового развития. Временные ряды представлены с 1960 г. для 209-ти стран. Охвачены экономические, социальные, финансовые показатели, а также данные по природным ресурсам и окружающей среде.

**Global Development Finance** — содержит сведения о государственном долге и его выплатах, иностранных инвестициях и финансовых потоках 135-ти развивающихся стран. Временной охват — с 1970 по 2015 гг. (включая принятые на себя странами обязательства).

**WB e-library** — Доступ к полным текстам книг, отчетов, статистических сборников и препринтов, выпускаемых Всемирным банком, — всего более 8000 документов.



# ДОСТУП К СПЕЦИАЛИЗИРОВАННЫМ БАЗАМ ДАННЫХ

Ресурсы Всемирного банка. World Development Indicators

## Explore databases

Type keywords to filter database names



Filter by:

Topic



Source

Sort by: Most Used | Alphabetical | Last Updated | View all databases

Database preview: ON OFF ?

### World Development Indicators Public

World Development Indicators (WDI) is the primary World Bank collection of development indicators, compiled from officially recognized international sources. It presents the most current and accurate global [See more +](#)

[External Debt and Financial Flows statistics](#), [Health statistics](#), [Gender](#), [Economy](#), [Social Data](#)

Last Updated: 11/23/2021

### Statistical Capacity Indicators Public

Statistical Capacity Indicators provides information on various aspects of national statistical systems of developing countries, including an overall country-level statistical capacity indicator.

Last Updated: 02/03/2021

### Education Statistics - All Indicators Public

The World Bank EdStats Query holds around 2,500 internationally comparable education indicators for access, progression, completion, literacy, teachers, population, and expenditures. The indicators cover [See more +](#)

[Education](#)

Last Updated: 12/20/2020

### Gender Statistics Public

Data on key gender topics. Themes included are demographics, education, health, labor force, and political participation.

[Education](#), [Demographics](#), [Health](#), [Labor Force](#), [Political Participation](#)

Last Updated: 09/27/2021

## WHAT'S POPULAR

INDICATORS COUNTRIES

GDP growth (annual %)

GDP (current US\$)

GDP per capita (current US\$)

GNI per capita, Atlas method (current US\$)

Exports of goods and services (% of GDP)

Foreign direct investment, net inflows (BoP, current US\$)

Inflation, consumer prices (annual %)

Population, total

Life expectancy at birth, total (years)

Poverty headcount ratio at national poverty line (% of population)

[+ View more indicators](#)

## RECENTLY SHARED REPORTS BY USERS

[World Development Indicators Latin - American Countries \(2019\)](#)  
by: Maya Alcantara

[GPD Colombia](#)  
by: Ricardo Puentes

[Worldwide Governance Indicators](#)  
by: Ricardo Puentes

[Djibouti MNA SSA health indicators](#)  
by: Casey Roth Friedman

[External\\_factors](#)  
by: Emanuele Porfiri

Популярные индикаторы

Выбор статистических баз данных

# ДОСТУП К СПЕЦИАЛИЗИРОВАННЫМ БАЗАМ ДАННЫХ

Ресурсы Всемирного банка. World Development Indicators

DataBank | World Development Indicators ⓘ

Table

Chart

Map

Metadata

Download options

**Variables** | Layout | Styles | Save | Share | Embed

**Database** Available 84 | Selected 1

Database preview **ON** OFF ⓘ Enter Keywords for

- ☒ World Development Indicators
- ☐ Education Statistics - All Indicators
- ☐ Poverty and Equity
- ☐ IDA Results Measurement System, Tier I Database - WDI
- ☐ Joint External Debt
- ☐ Statistical Capacity Indicators
- ☐ Gender Statistics
- ☐ Health Nutrition and Population Statistics
- ☐ Doing Business
- ☐ Millennium Development Goals
- ☐ Quarterly Public Sector Debt
- ☐ Jobs

**Country** Available 266 | Selected 20

**Series** Available 1443 | Selected 55

**Time** Available 61 | Selected 10

## Preview

Clear Selection | Add Country (20) Add Series (55) Add Time (10)

Russian Federation ⓘ

Индикаторы

	2012	2013	2014	2015	2016	2017	2018	2019	2020
GDP (current US\$)	2,208,295,773,€	2,292,473,246,€	2,41,965,4	1,363,481,063,4	1,276,786,979,2	1,574,199,387,0	1,657,328,865,7	1,687,448,525,4	1,483,497,784,€
GDP growth (annual %)	4.0		0.7	-2.0	0.2	1.8	2.8	2.0	-3.0
GNI per capita, Atlas method (current US\$)	13,490.0		14,630.0	11,780.0	9,730.0	9,210.0	10,250.0	11,250.0	10,690.0
GNI per capita, PPP (current international \$)	23,560.0	25,170.0	24,910.0	23,420.0	23,460.0	25,230.0	27,980.0	28,260.0	27,550.0
GNI, Atlas method (current US\$)	1,931,707,92	2,179,428,224,7	2,137,992,977,4	1,725,234,228,€	1,426,946,217,€	1,352,318,413,5	1,505,175,390,0	1,651,796,775,2	1,565,766,697,€
GNI, PPP (current international \$)	3,373,66,030,0	3,611,852,783,3	3,639,325,111,2	3,428,609,968,1	3,440,587,138,€	3,705,398,029,0	4,108,724,911,€	4,148,020,551,1	4,036,148,418,7
Gross capital formation (% of GDP)	24.6	23.3	22.4	22.1	23.1	23.6	21.9	22.8	24.0
High-technology exports (% of manufactured exports)	9.2	10.7	12.2	16.1	15.9	12.4	11.4	13.0	..
Immunization, measles (% of children ages 12-23 months)	98.0	98.0	98.0	98.0	98.0	98.0	98.0	98.0	..
Imports of goods and services (% of GDP)	20.2	20.4	20.7	20.7	20.7	20.8	20.8	20.9	20.6
Income share held by lowest 20%	6.3	6.4	6.6	6.9	7.0	7.0	7.1	..	..
Industry (including construction), value added (% of GDP)	29.1	28.2	27.9	29.8	29.2	30.7	32.6	32.3	30.0
Inflation, GDP deflator (annual %)	8.9	5.3	7.5	7.2	2.8	5.3	10.0	3.1	0.9
Life expectancy at birth, total (years)	70.1	70.6	70.7	71.2	71.7	72.5	72.7	73.1	..
Merchandise trade (% of GDP)	39.2	37.6	39.1	39.2	37.1	37.6	41.8	40.0	38.5
Military expenditure (% of GDP)	3.7	3.9	4.1	4.9	5.4	4.2	3.7	3.8	4.3

Source: World Development Indicators. Click on a metadata icon for original source information to be used for citation.

Выбор показателей





# ДОСТУП К СПЕЦИАЛИЗИРОВАННЫМ БАЗАМ ДАННЫХ

Ресурсы Всемирного банка. World Development Indicators

The screenshot displays the World Bank DataBank interface for the World Development Indicators (WDI) section. The top navigation bar includes the World Bank logo, a feedback link, and a sign-in button. The main header shows the page is in English, with links to other languages. The DataBank header includes the title 'World Development Indicators' and navigation tabs for Table, Chart, Map, Metadata, and Download options. The left sidebar contains a 'Variables' section with a 'Database' dropdown and a list of indicators. The main panel shows a 'Preview' section with a message: 'Please select variables from each of the following dimensions to view a report. You can select from left panel or by clicking the links above.' The dimensions listed are Country, Series, and Time. The bottom navigation bar includes the World Bank Group logo and links to IBRD, IDA, IFC, MIGA, and ICSID. The footer contains legal information, a fraud and corruption hotline, and a help/feedback link.



# ДОСТУП К СПЕЦИАЛИЗИРОВАННЫМ БАЗАМ ДАННЫХ

## Ресурсы Всемирного банка – World Development Indicators

Explore databases

Type keywords to filter database names

Filter by: 

Topic

Source

**World Development Indicators** ⓘ Public

World Development Indicators (WDI) is the primary World Bank collection of development indicators, compiled from officially recognized international sources. It presents the most current and accurate global [See more +](#)

Last Updated: 02/17/2021

**Statistical Capacity Indicators** ⓘ Public

Statistical Capacity Indicators provides information on various a including an overall country-level statistical capacity indicator.

Last Updated: 02/03/2021

**Education Statistics - All Indicators** ⓘ Public

The World Bank EdStats Query holds around 2,500 internation completion, literacy, teachers, population, and expenditures. The

Last Updated: 12/20/2020

**Gender Statistics** ⓘ Public

Data on key gender topics. Themes included are demographics, e

Last Updated: 02/23/2021

**Health Nutrition and Population Statistics** ⓘ Pub

Key health, nutrition and population statistics gathered from a va

Last Updated: 12/18/2020

**DataBank World Development Indicators** ⓘ

VariablesLayoutStylesSaveShareEmbed

DatabaseAvailable84Selected1

CountryAvailableSelected217

SeriesAvailableSelected57

TimeAvailableSelected16

Popular Indicators

Clear SelectionAdd Country (217)Add Series (57)Add Time (16)

Life expectancy at birth, total (years)

	2004	2005	2006	2007	2008	2009	2010	2011	2012	2013	2014	2015
Afghanistan	57.8	58.3	58.8	59.4	59.9	60.5	61.0	61.6	62.1	62.5	63.0	63.4
Albania	75.0	75.2	75.4	75.6	75.9	76.2	76.6	76.9	77.3	77.6	77.8	78.0
	72.6	73.1	73.5	73.9	74.3	74.6	74.9	75.2	75.4	75.7	75.9	76.1
	..	..	..	..	..	..	..	..	..	..	..	..
	..	..	..	..	..	..	..	..	..	..	..	..
	49.3	50.2	51.1	52.2	53.2	54.3	55.4	56.3	57.2	58.1	58.8	59.4
	74.8	75.0	75.2	75.4	75.5	75.7	75.8	76.0	76.1	76.2	76.3	76.5
	74.3	74.5	74.6	74.8	75.0	75.1	75.3	75.4	75.6	75.8	75.9	76.1
	72.5	72.6	72.7	72.8	72.9	73.1	73.3	73.6	73.8	74.1	74.3	74.5
	74.2	74.3	74.4	74.6	74.7	74.9	75.0	75.2	75.3	75.4	75.6	75.7
	80.5	80.8	81.0	81.3	81.4	81.5	81.7	81.9	82.0	82.1	82.3	82.4
	79.2	79.3	79.9	80.2	80.4	80.3	80.6	81.0	80.9	81.1	81.5	81.2
	68.2	68.7	69.3	69.8	70.2	70.6	70.9	71.2	71.5	71.8	72.0	72.3
	72.0	72.0	72.0	72.0	72.0	72.1	72.1	72.3	72.4	72.6	72.8	73.1
	75.2	75.3	75.5	75.6	75.8	75.9	76.1	76.2	76.3	76.5	76.6	76.8

Metadata

Indicator Name

Life expectancy at birth, total (years) (SP.DYN.LE00.IN)

Long definition

Life expectancy at birth indicates the number of years a newborn infant would live if prevailing patterns of mortality at the time of its birth were to stay the same throughout its life.

Source

(1) United Nations Population Division, World Population Prospects: 2019 Revision, or derived from male and female life expectancy at birth from sources such as: (2) Census reports and other statistical publications from national statistical offices, (3) Eurostat: Demographic Statistics, (4) United Nations Statistical Division, Population and Vital Statistics Reprot (various years), (5) U.S. Census Bureau: International Database, and (6) Secretariat of the Pacific Community: Statistics and Demography Programme.

Topic

Health: Mortality

Periodicity

Annual

Aggregation method

Weighted average

Statistical concept and methodology

Life expectancy at birth used here is the average number of years a newborn is expected to live if mortality patterns at the time of its birth remain constant in the future. It reflects the overall mortality level of a population, and summarizes the mortality pattern that prevails across all age groups in a given year. It is calculated in a period life table which provides a snapshot of a population's mortality pattern at a given time. It therefore does not reflect the mortality pattern that a person actually experiences during his/her life, which can be calculated in a cohort life table. High mortality in young age groups significantly lowers the life expectancy at birth. But if a person survives his/her childhood of high mortality, he/she may live much longer. For example, in a population with a life expectancy at birth of 50, there may be few people dying at age 50. The life expectancy at birth may be low due to the high childhood mortality so that once a person survives his/her childhood, he/she may live much longer than 50 years.

Development relevance

Mortality rates for different age groups (infants, children, and adults) are important indicators of overall mortality indicators (life expectancy at birth or survival to a given age) are important indicators of health status in a country. Because data on the incidence and prevalence of diseases are frequently unavailable, mortality rates are often used to identify vulnerable populations. And they are among the indicators most frequently used to compare socioeconomic conditions across countries.

Limitations and exceptions

Annual data series from United Nations Population Division's World Population Prospects are derived from 5-year period data. Therefore they may not reflect real events as much as observed data.

License URL

<https://datacatalog.worldbank.org/public-licenses#cc-by>

License Type

CC BY-4.0

Specific metadata

Country-Series combination for Series: Life expectancy at birth, total (years)

Information about the data


United States	2015	2016	2017	2018	2019	2020
Life expectancy at birth, total (years)	78.7	78.5	78.5	78.6	78.8	..

Russian Federation	2015	2016	2017	2018	2019	2020
Life expectancy at birth, total (years)	71.2	71.7	72.5	72.7	73.1	..



# ДОСТУП К СПЕЦИАЛИЗИРОВАННЫМ БАЗАМ ДАННЫХ

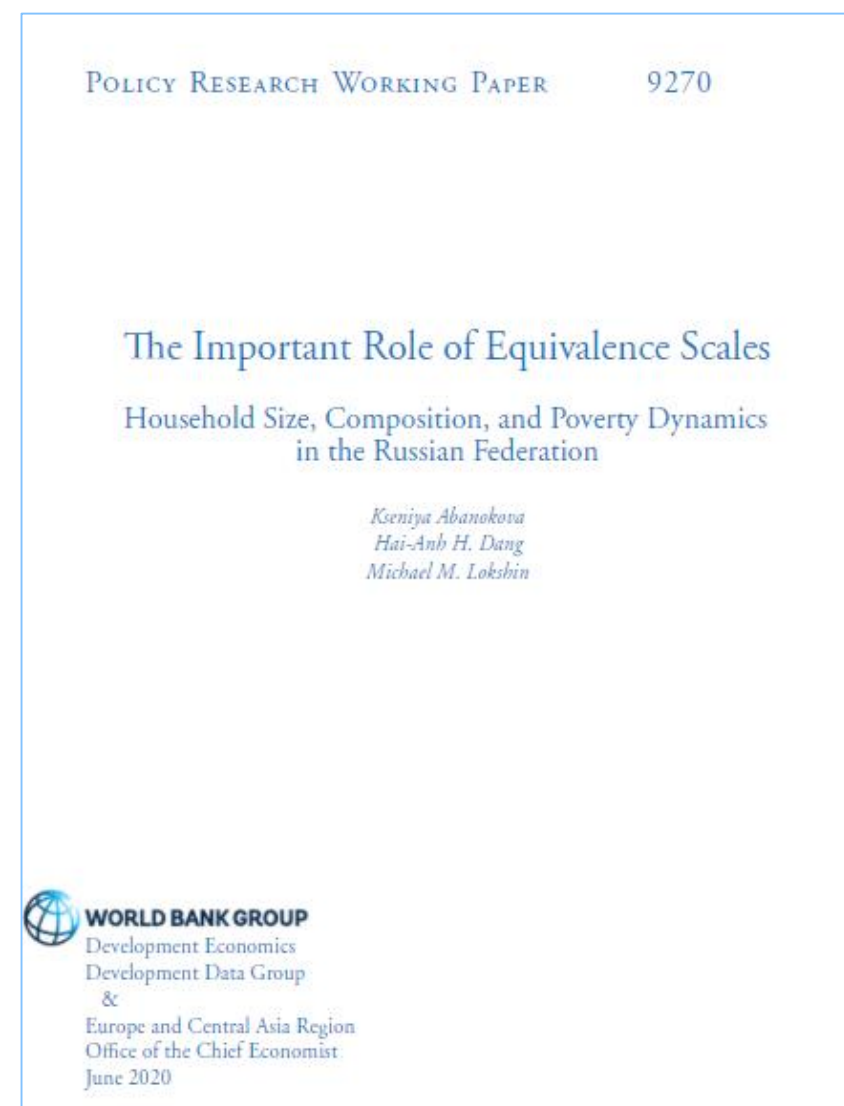
Ресурсы Всемирного банка. World Bank e-Library



Книга. Октябрь 2021



Отчеты. Июнь 2020



Журналы текущие

Содержит более 8000 полных текстов книг, отчетов, статистических сборников и препринтов.

# ДОСТУП К СПЕЦИАЛИЗИРОВАННЫМ БАЗАМ ДАННЫХ

OECD iLibrary – ресурсы Организации экономического сотрудничества и развития

EN

My Favorites Logout

Browse by Theme

Browse by Country

Browse by Theme and Country

Catalogue

Statistics

Books

Main Economic Indicators  
Volume 2010  
March

Towards Improved and Comparable Productivity Statistics  
A SET OF RECOMMENDATIONS FOR STATISTICAL POLICY

Papers

Statistics

Databases

Extract data from across datasets

OECD Patent Statistics  
OECD Pensions Statistics  
OECD Product Market Regulation Statistics  
OECD Productivity Statistics  
OECD Quarterly International Trade Statistics  
OECD Regional Statistics  
OECD Science, Technology and R&D Statistics

Indicators

Country statistical profiles

Agricultural output  
Agricultural policy  
Air and climate  
Benefits and wages  
Biodiversity  
Broadband access  
Conversion rates

Indicators | Related Titles

Add to Favorites

Click to Access

	>	Population		DATA
	>	Working age population		DATA
	>	Young population		DATA
	>	Elderly population		DATA
	>	Fertility rates		DATA

Related Titles

OECD Labour Force Statistics 2020  
02 Sep 2020

	>	Labour force, thousands				
	>	Labour force, index				
	>	Female labour force, thousands				
	>	Male labour force, thousands				
	>	Employment, thousands				

English-Russian Glossary  
of Terms used in Environmental  
Enforcement and Compliance  
Promotion  
  
Англо-русский словарь-справочник  
терминов, используемых в системе  
контроля за исполнением  
экологического законодательства

Содержит книги, периодические издания, препринты и специализированные статистические пакеты.

10





# ДОСТУП К СПЕЦИАЛИЗИРОВАННЫМ БАЗАМ ДАННЫХ

## OECD iLibrary – ресурсы Организации экономического сотрудничества и развития

[Search Statistics](#) | [Databases](#) | [Indicators](#) | [Statistical Series](#)

### Search Statistics

Discover **COVID-19 Data Insights**

### Databases

Extract data from across datasets

International Trade by Commodity Statistics

Main Economic Indicators

OECD Agriculture Statistics

OECD Economic Outlook: Statistics and Projections

OECD Education Statistics

OECD Employment and Labour Market Statistics

OECD Environment Statistics

OECD Statistics on International Trade in Services

OECD Statistics on Measuring Globalisation

OECD Statistics on Trade in Value Added

OECD Tax Statistics

OECD Telecommunications and Internet Statistics

OECD Tourism Statistics

OECD.Stat

### Indicators

Country statistical profiles

Agricultural output

Agricultural policy

Air and climate

Benefits and wages

Biodiversity

Broadband access

Conversion rates

Industry

Inequality

Information and communication technology (ICT)

Insurance

Interest rates

International student assessment (PISA)

International trade

### Statistical Series

African Central Government Debt

OECD Insurance Statistics

### Main Economic Indicators

The Main Economic Indicators database includes a wide range of areas from 1961, such as quarterly national accounts, business surveys, retail sales, industrial production, construction, consumer prices, total employment, unemployment rates, interest rates, money and domestic finance, foreign finance, foreign trade, and balance of payments for OECD countries and non-member economies.

[Less](#)

**English** | Also available in: [French](#)

[Related Content:](#) ▾ | [Related Indicators:](#) ▾ | [Related Databases:](#) ▾

**Keywords:** finance, MEI, trade, labour, leading indicators, sales, BOP, employment, labour cost, prices, earnings, balance of payments, main economic indicators, consumer opinion, production

ISSN: 20744021 (online) | <https://doi.org/10.1787/mei-data-en>

[Email this Page](#)

[Subscribe to the RSS feed](#)

Featured on this page

[Datasets](#)

 | [Related Titles](#) | [Datasets archives](#)

Add to Favorites		Click to Access
	> Balance of payments BPM6	DATA
	> Business tendency and consumer opinion surveys	DATA
	> Composite leading indicators	DATA
	> Finance	DATA
	> International trade	DATA
	> Key short-term indicators	DATA
	Labour	>
	> Main Economic Indicators - complete database	DATA



# ДОСТУП К СПЕЦИАЛИЗИРОВАННЫМ БАЗАМ ДАННЫХ

## Passport (Euromonitor)

**SEARCH ALL CATEGORIES**

Economies

GO

**DASHBOARDS**

Visualise trends, forecasts and macroeconomic scenarios using interactive dashboards.

GO

**COMPANIES**

Find data, analysis and dashboards for companies.

GO

**SEARCH ALL CATEGORIES**

**SELECT CATEGORIES (4)** **SELECT GEOGRAPHIES (0)** **SEARCH**

индекс человеческого развития занятое мужское население занятое мужское население в возрасте 40–44 лет занятые мужчины в возрасте 45-49 лет

CLEAR ALL

<input type="checkbox"/>	Economically Active Female Population		
<input type="checkbox"/>	Labour Force Participation Rate		
<input type="checkbox"/>	Employed Population		
<input checked="" type="checkbox"/>	Employed Male Population		
<input type="checkbox"/>	Employed Male Population Aged 0-14		
<input type="checkbox"/>	Employed Male Population Aged 15-19		
<input type="checkbox"/>	Employed Male Population Aged 20-24		
<input type="checkbox"/>	Employed Male Population Aged 25-29		
<input type="checkbox"/>	Employed Male Population Aged 30-34		
<input type="checkbox"/>	Employed Male Population Aged 35-39		
<input checked="" type="checkbox"/>	Employed Male Population Aged 40-44		
<input checked="" type="checkbox"/>	Employed Male Population Aged 45-49		

Выбор категорий



# ДОСТУП К СПЕЦИАЛИЗИРОВАННЫМ БАЗАМ ДАННЫХ

## Passport (Euromonitor)

Passport

All

GO

INDUSTRIESECONOMIESCONSUMERSCHANNEL

SEARCH ALL CATEGORIES

SELECT CATEGORIES (0)

SELECT GEOGRAPHIES (1)

SEARCH

No Categories have been selected.

hun

Select category and all subcategories to view entire hierarchy

Select only lowest level categories

INDUSTRIES

Appliances and Electronics

Consumer Appliances

Consumer Electronics

Toys and Games

Drinks

Alcoholic Drinks

Hot Drinks

Soft Drinks

Food and Nutrition

Cooking Ingredients and Meals

© 2021 Euromonitor is privately owned & trademarked | Contact | Terms and Conditions | Privacy Policy | Cookie Policy

EUROMONITOR INTERNATIONAL



# ДОСТУП К СПЕЦИАЛИЗИРОВАННЫМ БАЗАМ ДАННЫХ

## Passport (Euromonitor)

You searched for:

**CATEGORIES AND TOPICS (4):** Human Development Index, Employed Male Population, Employed Male Population Aged 40-44, Employed Male Population Aged 45-49

**GEOGRAPHIES (1):** Russia

MODIFY SEARCH

STATISTICS

ANALYSIS

REFINE YOUR SEARCH

GEOGRAPHIES

CATEGORIES AND TOPICS

ECONOMIES AND CONSUMERS ANNUAL DATA

Annualised economic and consumer data in a time series.

- Human Development Index Russia
- Employed Male Population Aged 45-49 Russia
- Employed Male Population Aged 40-44 Russia
- Employed Male Population Russia

VIEW FULL DATA SET

Geography	Category	Data Type	Unit	Current Constant	2015	2016	2017	2018	2019	2020
Russia	Human Development Index	Socio-economic indicators	Score	-	0,8	0,8	0,8	0,8	0,8	-

Research Sources:

1. Human Development Index: Euromonitor International from UNDP

Индекс человеческого развития (ИЧР), выражается в виде значения от 0 до 1, где 0 - самое низкое значение ИЧР, а 1 - самое высокое.





# ДОСТУП К СПЕЦИАЛИЗИРОВАННЫМ БАЗАМ ДАННЫХ

## Passport (Euromonitor)

Population, total <span>⌵</span> <span>ⓘ</span>												
	2006	2007	2008	2009	2010	2011	2015	2016	2017	2018	2019	2020
Belarus	9,604,924.0	9,560,953.0	9,527,985.0	9,506,765.0	9,490,583.0	9,473,172.0	9,489,616.0	9,501,534.0	9,498,264.0	9,483,499.0	9,417,849.0	9,398,861.0
Germany	82,376,451.0	82,266,372.0	82,110,097.0	81,902,307.0	81,776,930.0	80,274,983.0	81,686,611.0	82,348,669.0	82,657,002.0	82,905,782.0	83,092,962.0	83,240,525.0
Poland	38,141,267.0	38,120,560.0	38,125,759.0	38,151,603.0	38,042,794.0	38,063,255.0	37,986,412.0	37,970,087.0	37,974,826.0	37,974,750.0	37,965,475.0	37,950,802.0
Russian Federation	143,049,637.0	142,805,114.0	142,742,366.0	142,785,349.0	142,849,468.0	142,960,908.0	144,096,870.0	144,342,397.0	144,496,739.0	144,477,859.0	144,406,261.0	144,104,080.0

Source: World Development Indicators. Click on a metadata icon for original source information to be used for citation.

### Демография

Life expectancy at birth, total (years) <span>⌵</span> <span>ⓘ</span>												
	2006	2007	2008	2009	2010	2011	2015	2016	2017	2018	2019	2020
Belarus	69.4	70.2	70.5	70.4	70.4	70.6	73.6	73.8	74.1	74.2	74.2	..
Germany	79.1	79.5	79.7	79.8	80.0	80.4	80.6	81.0	81.0	80.9	80.9	..
Poland	75.1	75.2	75.5	75.7	76.2	76.7	77.5	77.9	77.8	77.6	77.9	..
Russian Federation	66.7	67.6	67.9	68.7	68.8	69.7	71.2	71.7	72.5	72.7	73.1	..

Source: World Development Indicators. Click on a metadata icon for original source information to be used for citation.



# ДОСТУП К СПЕЦИАЛИЗИРОВАННЫМ БАЗАМ ДАННЫХ

## Passport (Euromonitor)



Economies and Consumers Annual Data | Historical

Geography	Category	Data Type	Unit	Current Constant	2015	2016	2017	2018	2019	2020
World	Average Duration of Schooling	Socio-economic indicators	years	-	12	12	12	12	12	12
World	Gross National Income (GNI)	Socio-economic indicators	USD million	Current Prices	74 751 763	75 878 840	80 715 211	85 733 230	87 233 589	84 708 838
World	Life Expectancy at Birth	Socio-economic indicators	years	-	72	72	72	73	73	73
Russia	Average Duration of Schooling	Socio-economic indicators	years	-	11	11	11	11	11	11
Russia	Gross National Income (GNI)	Socio-economic indicators	RUB million	Current Prices						
Russia	Life Expectancy at Birth	Socio-economic indicators	years	-						
USA	Average Duration of Schooling	Socio-economic indicators	years	-						
USA	Gross National Income (GNI)	Socio-economic indicators	USD million	Current Prices						
USA	Life Expectancy at Birth	Socio-economic indicators	years	-						
Germany	Average Duration of Schooling	Socio-economic indicators	years	-						
Germany	Gross National Income (GNI)	Socio-economic indicators	EUR million	Current Prices						
Germany	Life Expectancy at Birth	Socio-economic indicators	years	-						

Research Sources:

Average Duration of Schooling: Euromonitor International from UNESCO  
Gross National Income (GNI): Euromonitor International from International Monetary Fund (IMF), International Financial Statistics  
Life Expectancy at Birth: Euromonitor International from World Bank/Eurostat/UN/national statistics

Date Exported (GMT): 08.12.2021 13:37:02

Economies and Consumers Annual Data   Historical										
Geography	Category	Data Type	Unit	Current Constant	2015	2016	2017	2018	2019	2020
World	Average Duration of Schooling	Socio-economic indicators	years	-	12	12	12	12	12	12
World	Gross National Income (GNI)	Socio-economic indicators	USD million	Current Prices	74 751 763	75 878 840	80 715 211	85 733 230	87 233 589	84 708 838
World	Life Expectancy at Birth	Socio-economic indicators	years	-	72	72	72	73	73	73
Russia	Average Duration of Schooling	Socio-economic indicators	years	-	11	11	11	11	11	11
Russia	Gross National Income (GNI)	Socio-economic indicators	RUB million	Current Prices	80 787 075	83 235 844	89 389 693	102 098 317	106 581 274	104 451 706
Russia	Life Expectancy at Birth	Socio-economic indicators	years	-	71	72	73	73	73	73
USA	Average Duration of Schooling	Socio-economic indicators	years	-	12	12	12	12	12	12
USA	Gross National Income (GNI)	Socio-economic indicators	USD million	Current Prices	18 704 317	19 045 164	19 830 277	20 837 347	21 690 013	21 116 364
USA	Life Expectancy at Birth	Socio-economic indicators	years	-	79	79	79	79	79	79
Germany	Average Duration of Schooling	Socio-economic indicators	years	-	13	13	13	13	13	13
Germany	Gross National Income (GNI)	Socio-economic indicators	EUR million	Current Prices	3 099 023	3 211 263	3 328 026	3 447 411	3 542 818	3 429 478
Germany	Life Expectancy at Birth	Socio-economic indicators	years	-	81	81	81	81	81	81
Research Sources:										
Average Duration of Schooling: Euromonitor International from UNESCO										
Gross National Income (GNI): Euromonitor International from International Monetary Fund (IMF), International Financial Statistics										
Life Expectancy at Birth: Euromonitor International from World Bank/Eurostat/UN/national statistics										
Date Exported (GMT): 08.12.2021 13:39:08										
© Euromonitor International										

© Euromonitor International 2021

Экспорт данных в .PDF

Экспорт данных в .XLS

# ДОСТУП К СПЕЦИАЛИЗИРОВАННЫМ БАЗАМ ДАННЫХ

## Passport (Euromonitor). Профиль компаний (Companies)

### Apple Inc in Consumer Electronics (Russia)

LOCAL COMPANY PROFILE | JUL 2021

DATAGRAPHS

RELATED

Share my link Save to my content

Convert Currency (Fixed Ex Rates)

LOCAL

4

Company Rank In Consumer Electronics In Russia

8,447

Thousand Units - Retail Volume In Consumer Electronics 2021

11.2%

Market Share Of Consumer Electronics 2021

0.4

Percentage Point Change In Market Share 2019-2021

1.7%

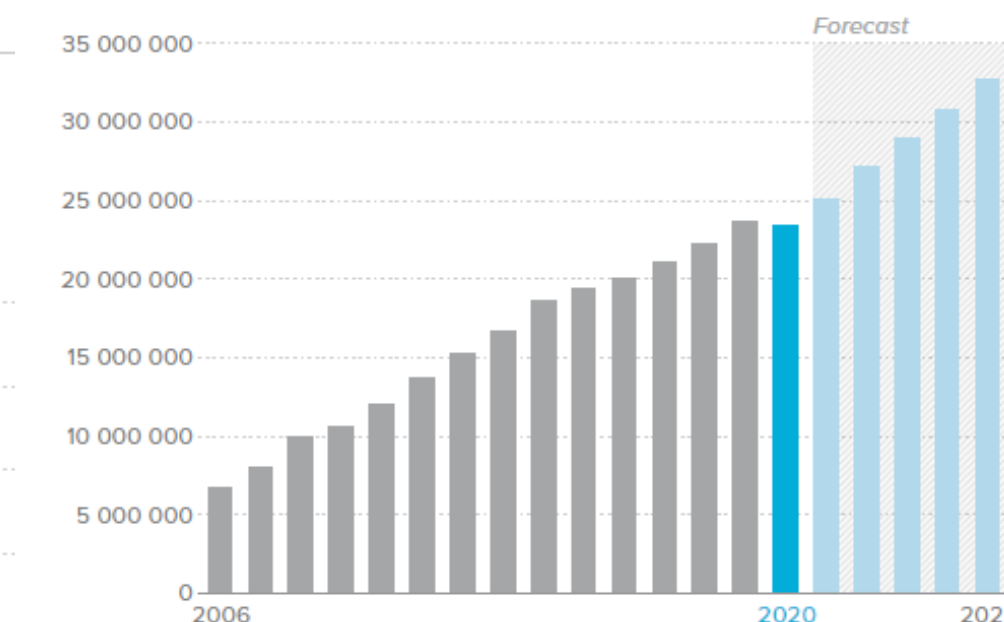
Consumer Electronics 3-Year C Retail Volume 2019-2021

### Market Sizes

#### Sales of Retailing

Retail Value RSP excl Sales Tax - RUB million - Current - 2006-2025

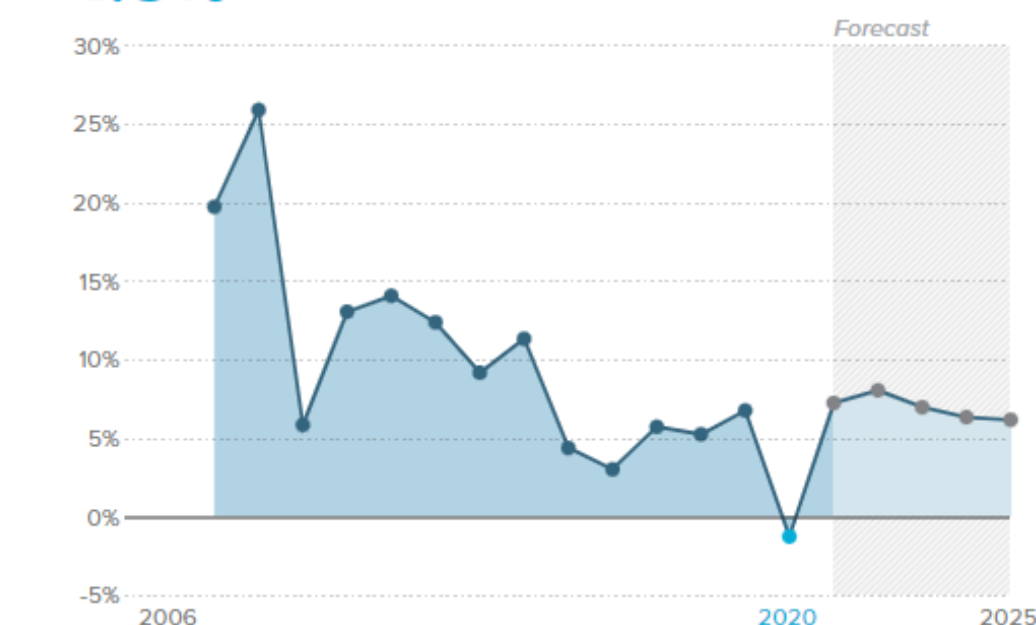
23 368 514



#### Sales Performance of Retailing

% Y-O-Y Retail Value RSP excl Sales Tax Growth 2006-2025

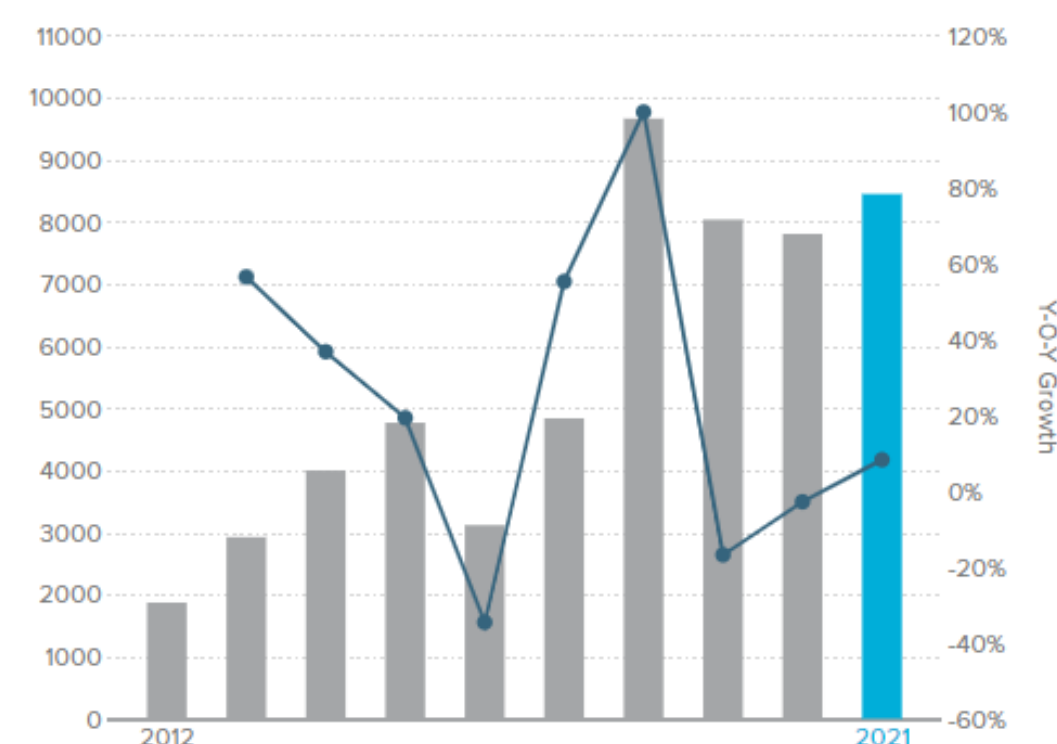
-1.3%



### Company Sales in Consumer Electronics

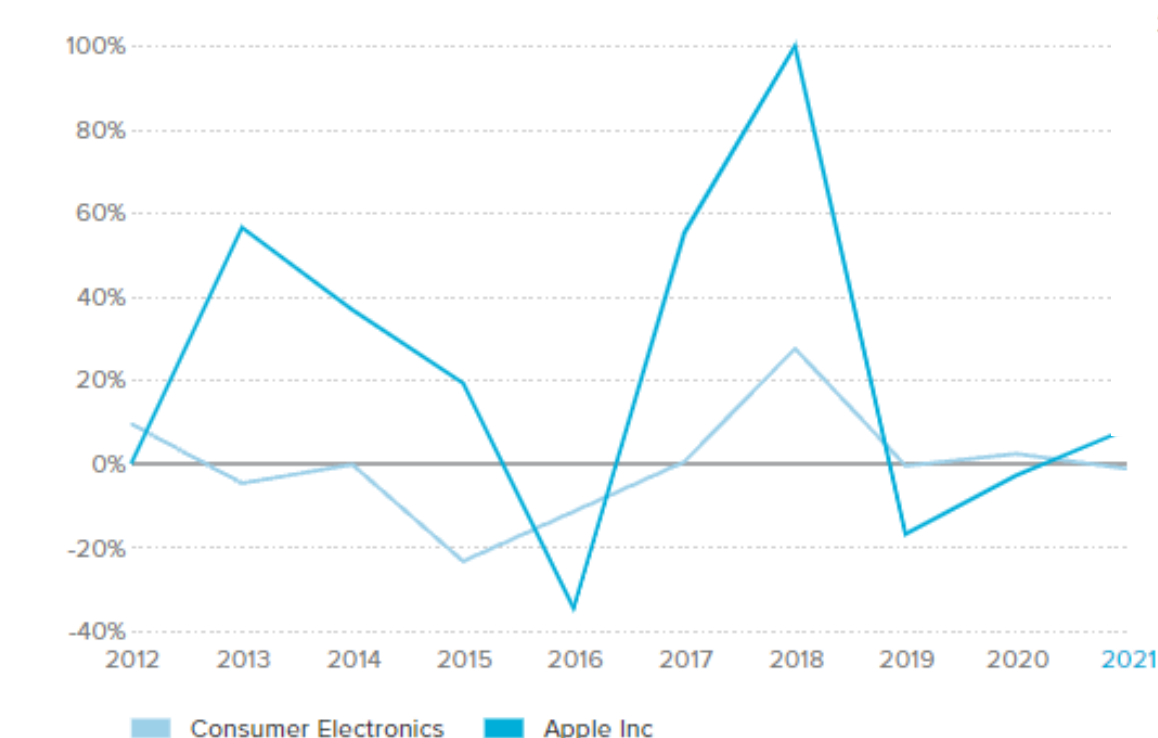
#### Apple Inc Company Sales of Consumer Electronics 2012-2021

Thousand Units - Retail Volume



#### Apple Inc Company Performance vs Market

% Growth 2012-2021



Отчеты Retailing in Russia COUNTRY REPORT | FEB 2021

Данные по компании Apple

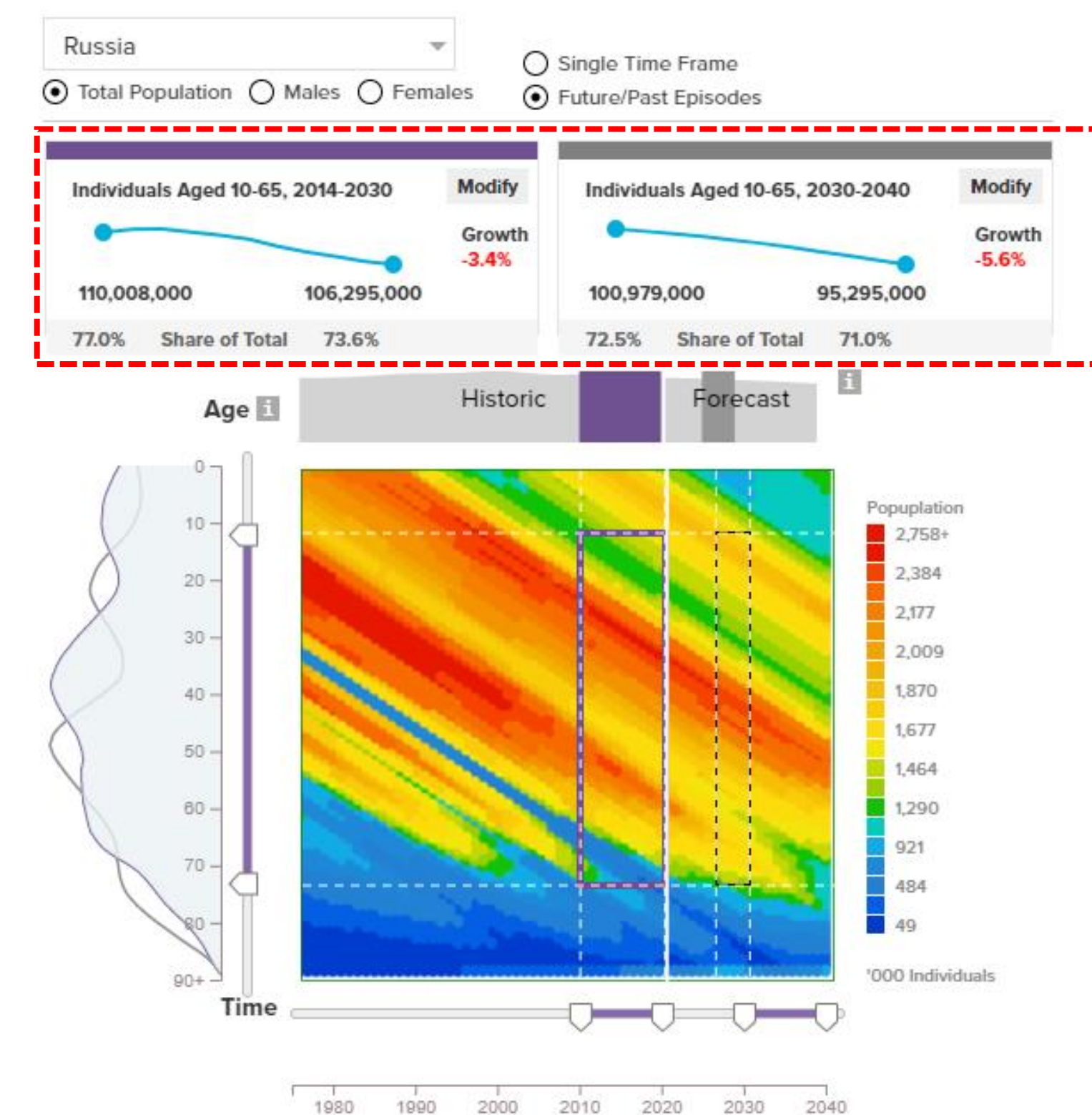
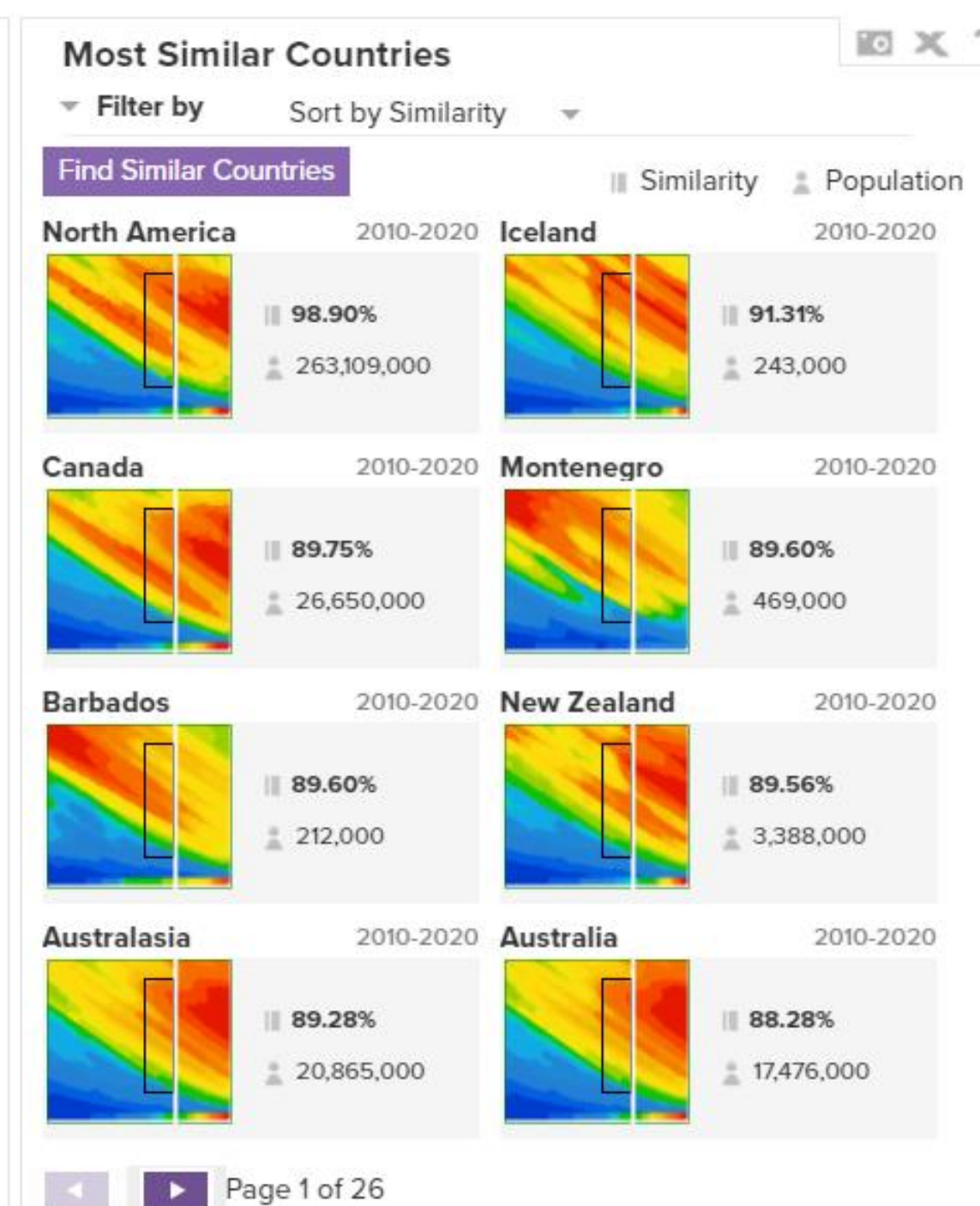
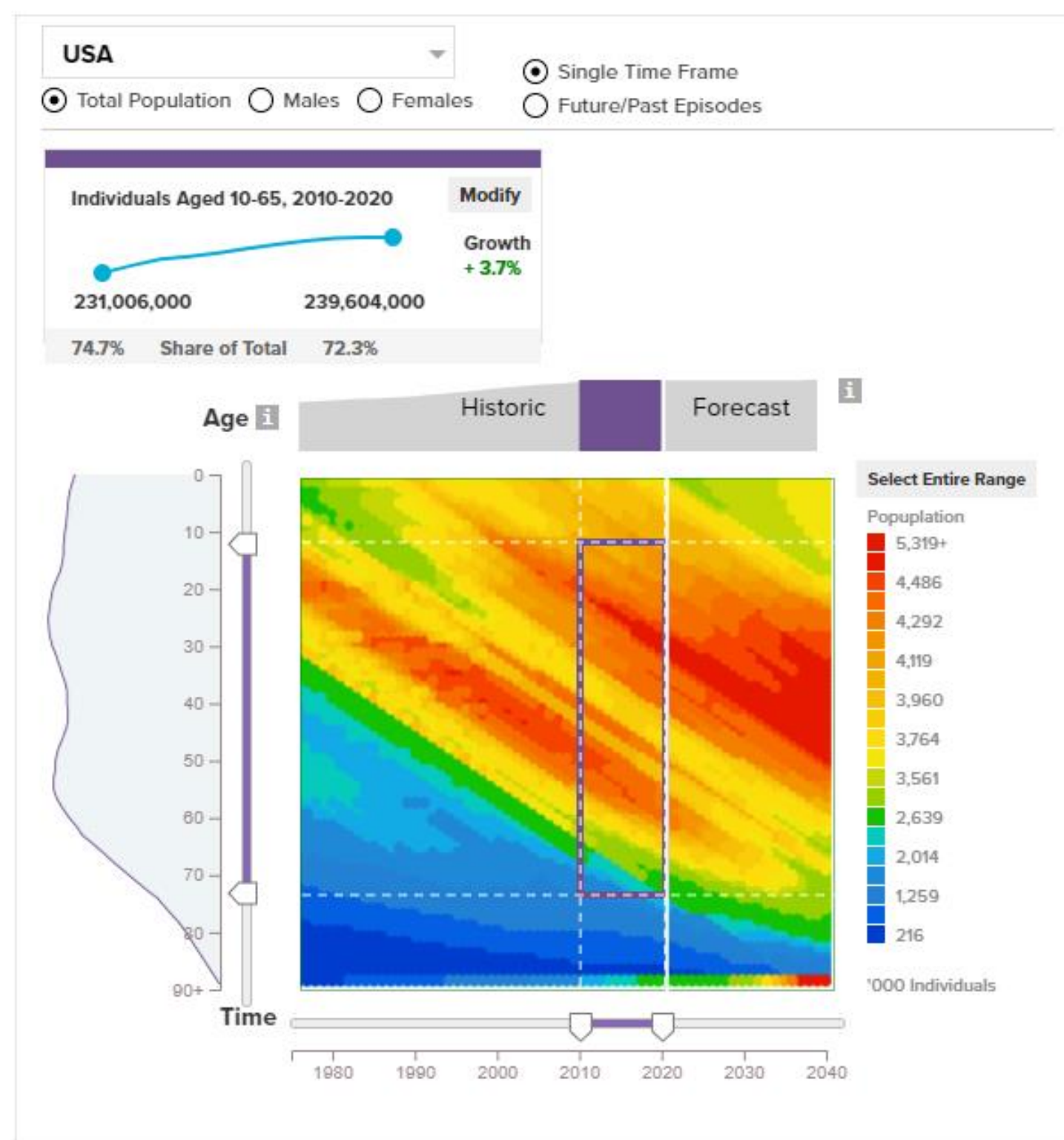


# ДОСТУП К СПЕЦИАЛИЗИРОВАННЫМ БАЗАМ ДАННЫХ

## Passport (Euromonitor). Панели мониторинга (Dashboards)

Future Demographics Model

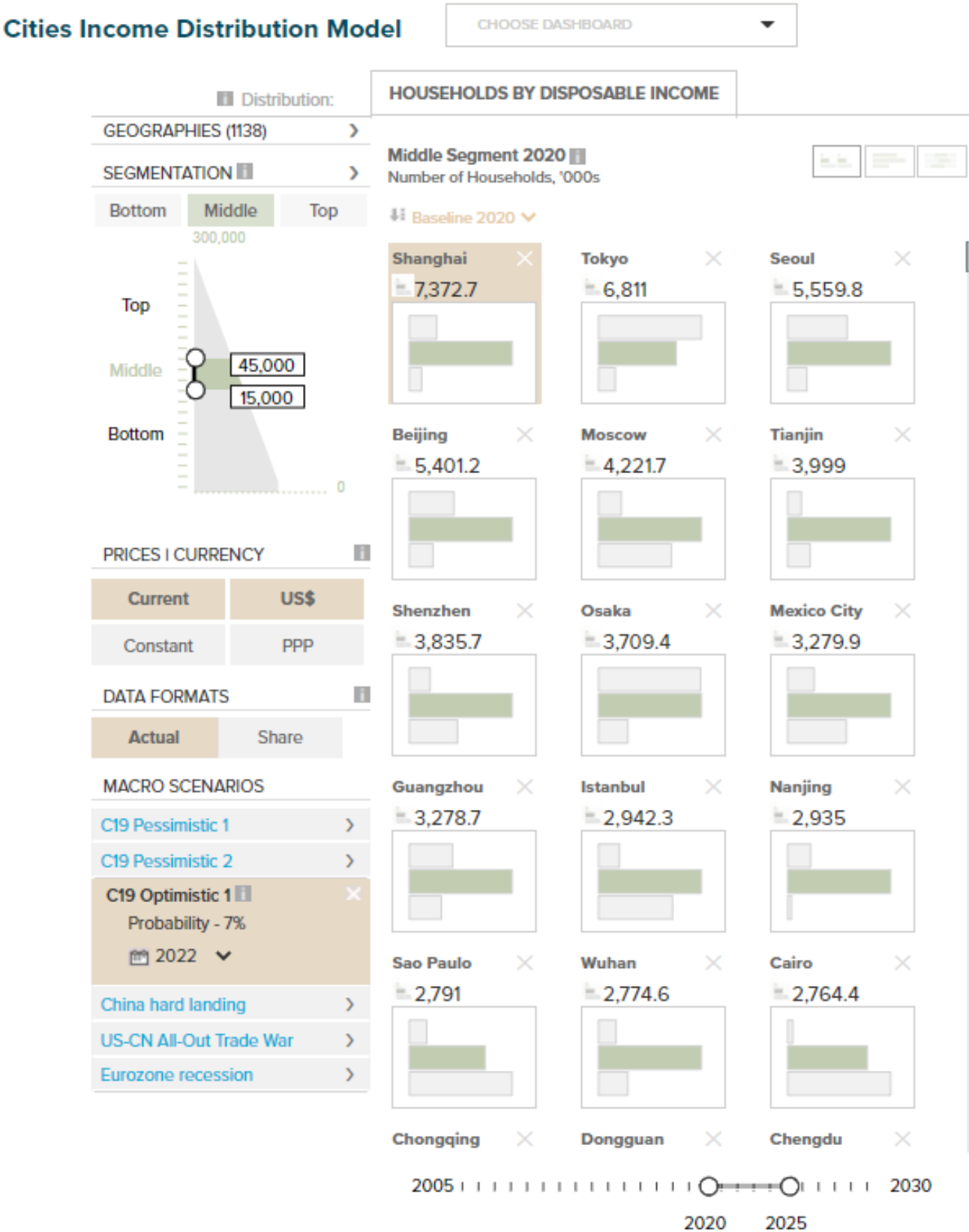
CHOOSE DASHBOARD



Модель демографии будущего

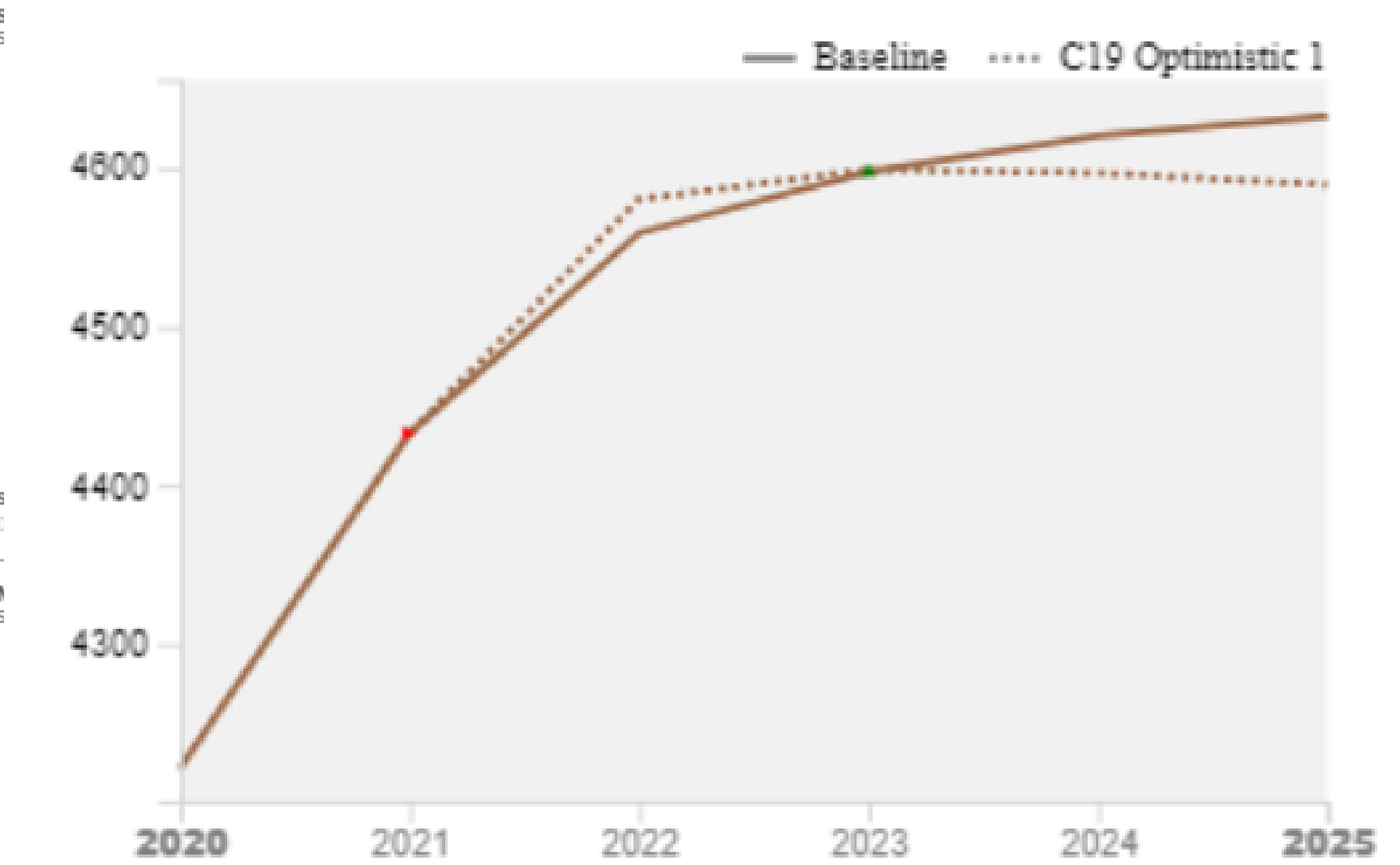
# ДОСТУП К СПЕЦИАЛИЗИРОВАННЫМ БАЗАМ ДАННЫХ

## Passport (Euromonitor)



Middle Segment Dynamics

Moscow (Russia), Disposable Income Distribution, Current Prices, Number of Households, '000s



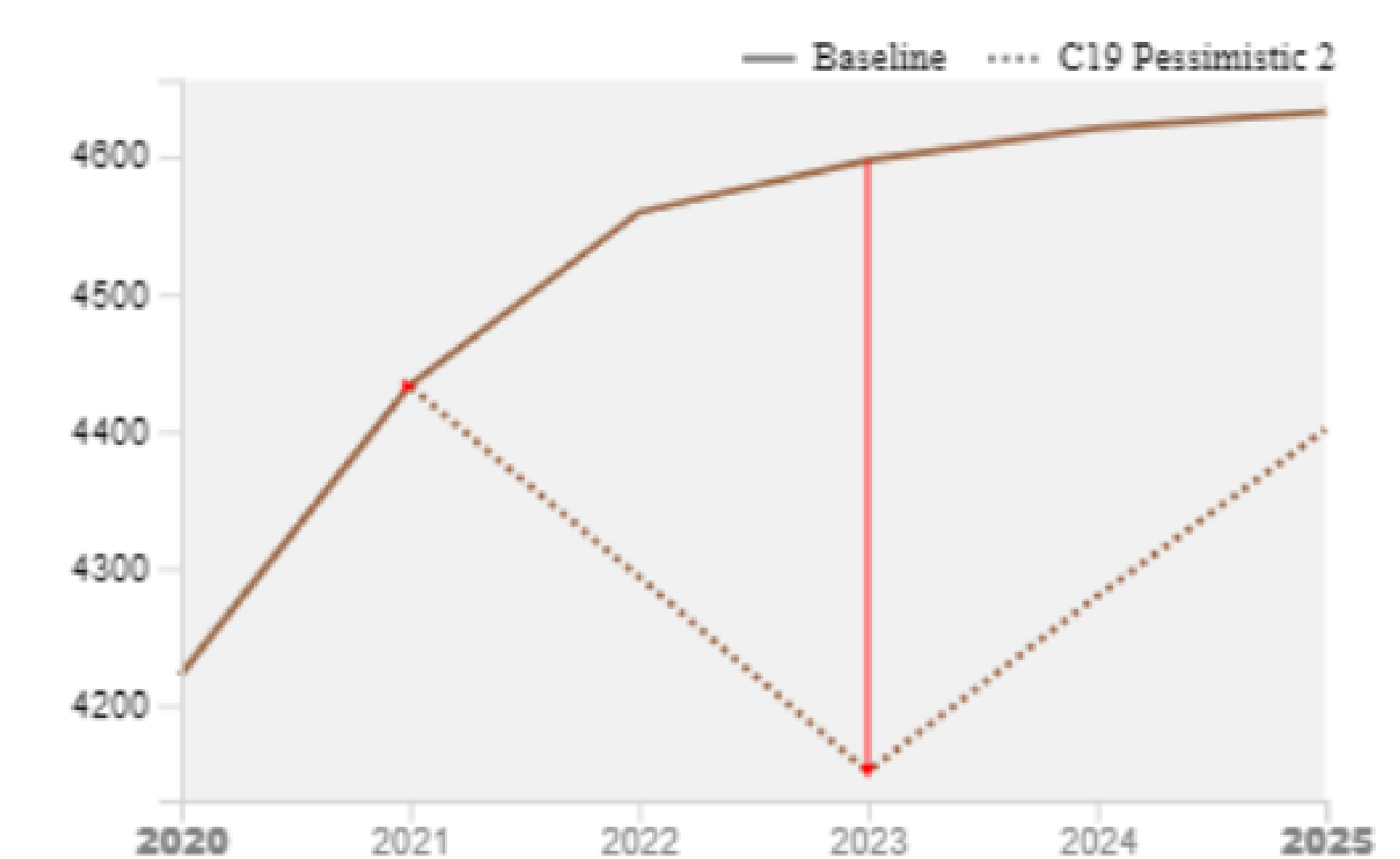
Segment Thresholds US\$  
 $0 \leq \text{Bottom} < 15000 \leq \text{Middle} < 45000 \leq \text{Top}$

© Euromonitor International

Latest Update: 2021

Middle Segment Dynamics

Moscow (Russia), Disposable Income Distribution, Current Prices, Number of Households, '000s



Segment Thresholds US\$  
 $0 \leq \text{Bottom} < 15000 \leq \text{Middle} < 45000 \leq \text{Top}$

© Euromonitor International

Latest Update: 2021

Модель распределения доходов городов



# ДОСТУП К СПЕЦИАЛИЗИРОВАННЫМ БАЗАМ ДАННЫХ

## Factiva (Dow Jones). Новости

**DOW JONES FACTIVA** В начало Поиск Оповещения Рассылки Страницы новостей Компании и рынки

Поиск ТЕКСТ: investment projects ДАТА: Все даты ИСТОЧНИК: Все источники ЕЩЕ ▼

Фильтры: Отрасль: Банковское дело/Кредит ▼

Dow Jones (1,610) Все (36,108) Публикации Онлайн новости (86) Блоги (4) Фотографии (0)

Порядок сортировки: От новых к старым Повторяющиеся статьи: Выкл

**Дата** (График: 0k - 4k, 01-январь-1981 - 31-декабрь-2021, Распределение: Ежегодно)

**Компании**

Компания	Количество
State Corporation Bank fo...	1,925
Европейский инвестицио...	1,389
ОАО «Сбербанк России»	1,217
Всемирный банк	896
ОАО VTB Bank	795
Европейский союз	727
Development Bank of Kaz...	711
Международный валютн...	536
Центральный Банк Росс...	530
Азиатский банк развития	513

**Источники**

Источник	Количество
Interfax - All sources	3,156
Intelbridge: Russian Bank...	2,937
SKRIN - All sources	1,372
Dow Jones Newswires - A...	1,356
Reuters - All sources	883

Заголовки 1 - 100 из 36,018 Следующие 100 ▶

- Kazakhstan's Baiterek eyes building sugar plant**  
Trend News Agency, 12:13, 14 декабря 2021, 243 слов, (Английский)
- UKRAINE: WORLD BANK ALLOCATES \$150 MILLION FOR FIGHT AGAINST COVID-19 AND VACCINATION**  
Business World Magazine, 14 декабря 2021, 258 слов, (Английский)
- Gazprom Neft will attract 30 billion rubles for green projects in oil refining**  
AK&M, 13 декабря 2021, 653 слов, (Английский)
- Gazprombank took part in a meeting on gasification issues in Sakhalin**  
Centify Banking News, 13 декабря 2021, 553 слов, (Английский)
- Ukraine to Expand COVID-19 Vaccination, with Additional World Bank Financing**  
EAP Newswire, 13 декабря 2021, 391 слов, (Английский)
- World Bank allocates \$150 M to Ukraine for fight against COVID-19 and vaccination**  
News from Ukraine, 10:36, 13 декабря 2021, 261 слов, (Английский)
- SHB and WB signed an Agreement for guaranteeing the Green Climate Fund**  
Vietnam News Summary, 13 декабря 2021, 690 слов, (Английский)
- Decree declares microcredits at 1% per annum and 30-year term a national priority**  
CE NoticiasFinancieras, 11 декабря 2021, 359 слов, (Английский)
- DOMINICA: Hit Hard By Pandemic; Recovery Promising, Says IMF**  
Troubled Company Reporter Latin America, 10 декабря 2021, 2315 слов, (Английский)
- World Bank Group - Ukraine to Expand COVID-19 Vaccination, with Additional World Bank Financing**  
Global Government News and Documents via PUBT, 10 декабря 2021, 441 слов, (Английский)
- Issues of bilateral cooperation with MUFG Bank, Ltd. were discussed in Japan.**  
Uzbekistan Daily, 10 декабря 2021, 197 слов, (Английский)
- Dollars for the country: USD 500 million in loans for agriculture and highway corridors**  
CE NoticiasFinancieras, 10 декабря 2021, 766 слов, (Английский)
- Accounting; Reports from Capital University of Economics and Business Advance Knowledge in Accounting (Impact of Pay Disparities Between...**  
Investment Weekly News, 10 декабря 2021, 419 слов, (Английский)

Поисковый запрос

Публикации

**Russia**

Country Report September 2019

**www.intellinews.com**  
To subscribe to this report contact our sales team: Tel: +1-617-648-0190 Email: [sales@intellinews.com](mailto:sales@intellinews.com)  
A complete list of all our reports can be found at <http://www.intellinews.com/reports/>

**bne**  
BUREAU OF NATIONAL AFFAIRS

OECD Economics Department Working Papers No. 1651

**Insolvency and debt overhang following the COVID-19 outbreak: Assessment of risks and policy responses**

Lilas Demmou,  
Sara Calligaris,  
Guido Franco,  
Dennis Dlugosch,  
Müge Adalet McGowan,  
Sahra Sakha

<https://dx.doi.org/10.1787/747a8226-en>



# ДОСТУП К СПЕЦИАЛИЗИРОВАННЫМ БАЗАМ ДАННЫХ

## Factiva (Dow Jones). Новости

Банковское дело/Кредит

Ссылки редакции

WSJ Financial Services

Euromoney

Geldinstitute (Germany)

Portalino (Italy)

Yahoo! Finance France

Noticias bancarias (Spain)

Bankir.ru (Россия)

全国银行协会

新浪财经 (简体)

聚财网 (繁体)

Банковское дело/Кредиты: Ведущие источники

Ведущие публикации

☐ AFR Online (Australia)

☐ American Banker (U.S.)

☐ American Banker Magazine

☐ American Banker Online

☐ The Australian Financial Review

☐ Banker Africa

☐ The Banker

☐ Banking Day (Australia)

☐ Barron's

☐ Barron's Blogs (U.S.)

☐ The Bond Buyer

☐ Business Credit

☐ Citywire

☐ The Economist (United Kingdom)

☐ Emerging Markets Broker Reports Russia, CIS & Baltic

Страница новостей

Публикации

Банковское дело/Кредиты Новости

Рекомендованное чтение: Банковское дело/Кредиты

1. **CORRECTED-INSTANT VIEW 6-India's November retail inflation...**  
Reuters News, 16:20, 13 декабря 2021, 1463 слов, (Английский)  
(Corrects number in headline to 4.91% from 4.19%) BENGALURU, Dec 13 (Reuters) - India's retail inflation accelerated in November, led by a rise in food prices, but remained within the medium-term target of the central bank, strengthening ...

2. **BofA CEO: Consumers spending at fastest pace he's seen**  
Associated Press Newswires, 15:24, 13 декабря 2021, 805 слов, (Английский)  
NEW YORK (AP) — The head of the nation's second-largest bank said consumer and supply-chain issues will influence the economy going into the ...

3. **Fed to pivot on inflation fears in the face of another...**  
Reuters News, 14:29, 13 декабря 2021, 940 слов, (Английский)  
(Reuters) - The U.S. Federal Reserve, stung by persistently high inflation and encouraged by lower-than-expected unemployment, is set on Wednesday to raise interest rates next year as policymakers show their hands on just how much support to leave in its place given the emergence of ...

4. **GRAPHIC-Life after PEPP: Five questions for the ECB**  
Reuters News, 10:00, 13 декабря 2021, 756 слов, (Английский)  
LONDON, Dec 13 (Reuters) - Thursday's European Central Bank meeting looks likely to decide how much support to leave in its place given the emergence of ...

5. **FOCUS-Libor limbers up for 'Y2K' walk into a \$265 trillion...**  
Reuters News, 10:00, 13 декабря 2021, 1221 слов, (Английский)  
LONDON/NEW YORK, Dec 13 (Reuters) - Bankers and regulators will be at their desks quietly into the history books.

Банковское дело: Последние новости

1. **Macquarie speeds up for retail banking**  
The Sydney Morning Herald, 14 декабря 2021, 519 слов, (Английский)

DOW JONES FACTIVA

В начало

Поиск

Оповещения

Рассылки

Страницы новостей

Компании и рынки

Связанные коды Dow Jones Intelligent Identifiers

Listen to Article

Поделиться

REUTERS

**Fed to pivot on inflation fears in the face of another uncertain year**

940 слов

13 декабря 2021

14:29

Reuters News

LBA

Английский

Copyright 2021 Thomson Reuters. All Rights Reserved.

(Reuters) - The U.S. Federal Reserve, stung by persistently high inflation and encouraged by lower-than-expected unemployment, is set on Wednesday to raise interest rates next year as policymakers show their hands on just how much support to leave in its place given the emergence of ...

Fed Chair Jerome Powell has already flagged the rate-setting committee will likely announce at its policy meeting this week that it will accelerate the pace of rate hikes in March instead of June, in order to clear the way for the Fed to lift off interest rates from near zero, where they have been held since March 2020 when the economy was in a deep recession.

The sharp turn in rhetoric as the central bank plots its course out of emergency era measures reflects the depth of unease over how the COVID-19 pandemic has disrupted supply chains and led to broader and more persistent inflation that risks becoming embedded in business and consumer expectations.

It will lead to policymakers' bringing forward their projections for interest rate rises, in their so-called "dot plot," as part of their forecasts, released quarterly, which include inflation as well as the timing of interest rate rises.

"The Fed needs to be a bit more aggressive with removing accommodation than they have been," said Tim Duy, chief U.S. economist at SGH Macro Research. The median forecast to two rate hikes next year to rein in inflation levels, from a split at their last meeting on if they even needed one.



# ДОСТУП К СПЕЦИАЛИЗИРОВАННЫМ БАЗАМ ДАННЫХ

## Public.ru Новости

public.ru

Новости

Поиск

Папки

Каталог источников

Читальный зал

Поддержка

Запрос

Результаты поиска 120 120

Медиастатистика

результаты запроса

Документов: всего 120, непочит.: 120, отмеч.: 120. Источников: 1

все непочит. отмеч. таблица список

Вакансия на будущее

...отраслей. Однако в этом десятилетии на российском рынке труда число удаленных работников будет расти, но представляется, что такой режим труда будет...

По данным исследований трудовых предпочтений работников, которые проводит ВНИИ труда, удаленно пред...

Спешившие свидетели

...ее в интернете и пожаловались в Центр «Э» МВД (Главное управление МВД по противодействию экстремизму)

РБК направил запрос в Главное следственное управление СКР по Санкт-Петербургу.

...объяснений в полицию; из отдела он позвонил Нарцеву и попросил удалить песню из соцсети. Нарцев соглас...

Трансформация Facebook: есть ли жизнь в метавселенной?

...количестве до пятидесяти человек в одной виртуальной комнате для совместной удаленной работы. Здесь м...

Ольга Соколова, партнер агентства по управлению репутацией и аналитике социальных медиа Digital Guru:

Заплати налоги и рекламируй спокойно: как власти будут выводить digital из тени

Удаленное обновление и управление софтом ОРД за пределами России .

Прямым путём к победе

...новое упражнение - стрельбу из вооружения БТР с воды по удалённым береговым целям

...старшего лейтенанта Владислава Христова. Действия этого взвода были максимально слаженными, управле...

Компания СЗ «КСИ-СТРОЙ» построит в Иркутске ЖК «Кумир» при поддержке Сбера

...Посельская, начальник отдела обслуживания корпоративных клиентов Ирина Чертовских и начальник управления по работе с партнерами и ипотечного кредитования Сергей Алтытников. А...

...(MNP) дистанционно. Карту Tele2 доставят домой, а документы можно подписать удаленно с помощью приложения «Госключ».

Что изменится на рынке труда за 10 лет

...отраслей. Однако в этом десятилетии на российском рынке труда число удаленных работников будет расти, но представляется, что такой режим труда будет...

По данным исследований трудовых предпочтений работников, которые проводит ВНИИ труда, удаленно предпочитают трудиться люди, занятые в сфере ИТ, образования и науки, управления ...

Экспорт

Формат экспорта

RTF

MS Word

PDF

XML

MS Excel

Включать полные тексты документов

При экспорте будет списана стоимость всех отмеченных документов, за исключением уже просмотренных в рамках текущей сессии.

Параметры экспорта

Вставить «Портрет выборки»

Вставить оглавление

Вставить графические изображения

Вставить информацию о тональности и рейтинге

Выделить цветом хиты в документах

Пронумеровать статьи

Отмена

Экспорт

Источники

Российская газета

Москва 13.12.2021

Елена Манукиян

РБК Газета

Москва 13.12.2021

МАРГАРИТА АЛЕХИНА

Эксперт

Москва 13.12.2021

Алексей Грамматчиков

Adindex.ru

Москва 13.12.2021 00:01

Redstar.ru

Москва 13.12.2021

Baikalinform.ru

Иркутск 13.12.2021

Российская газета (Интернет-версия)

Москва 13.12.2021 01:30

Елена Манукиян





# ДОСТУП К СПЕЦИАЛИЗИРОВАННЫМ БАЗАМ ДАННЫХ

## Factiva (Dow Jones). Компании

Поисковый запрос

Найти компании:  Перейти Расширенный поиск...

Компания > Досье компании

Apple, Inc. Company Snapshot Overview + Добавить

Досье компании >

Новости

Последние новости

Онлайн новости

Сигналы

Основные события

Сравнительный анализ

Корпоративная группа

Финансовые результаты

Собственность

Регулирующие документы

Отчеты и профили

Отчеты

Общая информация

Изменения цены акций

Обзорная панель

Финансовые результаты

Таблица

Apple, Inc.

Год начала: 1976

One Apple Park Way

Cupertino, California

95014-2083

United States

Карта

Телефон: 1 408 996 1010

Б3Б сайт компании

Дополнительные ссылки на компанию

Вид собственности: Публичная

DUNS предоставлено D&B : 060704780

Аудитор/Бухгалтер: Ernst & Young

Тип подразделения: Головные офисы

Глобальная материнская компания: Apple, Inc.

Основная локальная дочерняя компания: Apple, Inc.

Непосредственная материнская компания: Apple, Inc.

У данной компании 764 члены группы

Описание деятельности компании

Apple, Inc. engages in the design, manufacture, and sale of smartphones, personal computers, tablet computers, and wearables. The company operates in four segments: Americas, Europe, Greater China, Japan, and Rest of Asia Pacific. The Americas segment includes the United States, Canada, and Mexico. The Europe segment includes the United Kingdom, France, Germany, Italy, Spain, and the rest of Europe. The Greater China segment includes Hong Kong, Mainland China, and Taiwan. The Japan and Rest of Asia Pacific segment includes Japan, India, and the rest of Asia Pacific. The company is headquartered in Cupertino, CA.

Первичная классификация отраслей промышленности

Отрасль классификатора Dow Jones: Компьютеры/Бытовая электроника

SIC: 3663 Radio and Television Broadcasting and Communications Equipment

АAPL

3 месяца - еженедельно

Цена: 180.77

изменение: 1.32

Объем: 26,496,188

Биржа: XNAS

Макс. за 52 недели: 181.8

Мин. за 52 недели: 116.21

Валюта: USD

Обзорная панель

Новости, найденные по запросу о компании

Компании

Amazon.com, Inc. 880

Google LLC 672

Instagram Inc. 668

Samsung Electronics Co Ltd 605

Twitter Inc. 598

Best Buy Co Incorporated 584

Alphabet Inc. 569

Финансовые результаты

Вид отчетности: Бухгалтерский отчет - Годовой

Перейти

Показать подробности

Конечная дата	30-сен-2021	30-сен-2020	30-сен-2019	30-сен-2018	30-сен-2017
Тип/Дата обновления	Стандартное обновление	Стандартное обновление	Стандартное обновление	Стандартное обновление	Стандартное обновление
Auditor/Accountant	Ernst & Young				
Стандарт отчетности	U.S. standards (GAAP)	U.S. standards (GAAP)	U.S. standards (GAAP)	U.S. standards (GAAP)	U.S. standards (GAAP)
Бухгалтерский отчет - Годовой: (USD, В Миллионах)					
Cash and Short Term Investments	62,639.00	90,979.00	100,580.00	66,301.00	74,181.00
Total Receivables Net	51,506.00	37,445.00	45,804.00	48,995.00	35,673.00
Total Inventories	6,580.00	4,061.00	4,106.00	3,956.00	4,855.00
Other Current Assets	14,111.00	11,228.00	12,329.00	12,087.00	13,936.00
Total Current Assets	134,836.00	143,713.00	162,819.00	131,339.00	128,645.00
Net Property, Plant and Equipment	49,527.00	45,336.00	37,378.00	41,304.00	33,783.00
Total Investments and Advances	127,877.00	102,624.00	106,698.00	170,799.00	194,714.00
Intangible Assets	--	--	--	--	8,015.00
Other Assets	38,762.00	32,215.00	31,621.00	22,283.00	10,162.00
Total Assets	351,002.00	323,888.00	338,516.00	365,725.00	375,319.00

Разделы



# ДОСТУП К СПЕЦИАЛИЗИРОВАННЫМ БАЗАМ ДАННЫХ

## Factiva (Dow Jones). Котировки

Получить котировку | Список котировок

Выберите инструмент:

Валюта

Валюта:

Спот-курс валюты (доллар США)

Вьетнамский донг

Гонконгский доллар

Датская крона

Дирхам ОАЕ

Евро

Египетский фунт

Израильский шекель

Индийская рупия

Индонезийская рупия

Казахский тенге

Для выбора нескольких значений из списка используйте одновременно Ctrl и клик. Для выбора ряда значений используйте Shift и клик. Для отмены выбора значения используйте Ctrl и клик.

Текущая котировка

Исторические котировки

Ежедневные цены

За последние 3 месяца

Количество цен:

На указанную дату (дд/мм/гггг)

до

Формат:

Форматированная таблица

Получить котировку

Добавить в список котировок

Казахский тенге за Доллар США, (KZT=)

Предложение

435.86

Запрашиваемая цена

436.86

Предыдущее предложение

435.34

Предыдущий спрос

436.34

Максимальный уровень за день

436.45

Минимальный уровень за день

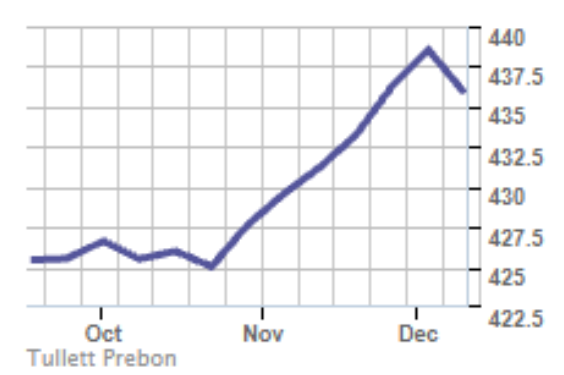
434.18

Построить интерактивную диаграмму

Источник: Tullett Prebon

Курсы акций на биржах США (NYSE и AMEX) появляются с задержкой 20 минут или больше, курсы Nasdaq - с задержкой 15 минут или больше.

Валюта по сообщению.



Российский рубль за Доллар США, (RUB=)

Предложение

73.5513

Запрашиваемая цена

73.6213

Предыдущее предложение

73.4199

Предыдущий спрос

73.4899

Максимальный уровень за день


73.623

Построить интерактивную диаграмму

Источник: Tullett Prebon

Курсы акций на биржах США (NYSE и AMEX) появляются с задержкой 20 минут или больше, курсы Nasdaq - с задержкой 15 минут или больше.

Валюта по сообщению.





# ЭЛЕКТРОННЫЕ РЕСУРСЫ БИБЛИОТЕКИ НИУ ВШЭ

Доступ к энциклопедиям, словарям и справочникам

The New Palgrave Dictionary of Economics

2018 Edition | Editors: Macmillan Publishers Ltd

Oxford Art Online

Oxford Reference

OED

Oxford English Dictionary  
*The definitive record of the English language*

OXFORD HANDBOOKS ONLINE

*Scholarly Research Reviews*





# ДОСТУП К ЭНЦИКЛОПЕДИЯМ, СЛОВАРЯМ И СПРАВОЧНИКАМ

## New Palgrave Dictionary of Economics

The New Palgrave Dictionary of Economics

2018 Edition | Editors: Macmillan Publishers Ltd

Contents

Search

Page 74 of 153

Inventory Cycles

Inventory Investment

Inventory Policy Under Certainty

Investment (Neoclassical)

Investment and Accumulation

Investment Decision Criteria

Investment Planning

Invisible Hand

Involuntary Unemployment

IQ and National Productivity

Ireland, Economics in

Irish Crisis: Origins and Resolution

Iron Law of Wages

Irreversible Investment

Investment Decision Criteria

Authors

Authors and affiliations

Jack Hirshleifer

Reference work entry

First Online: 15 February 2018

DOI: [https://doi.org/10.1057/978-1-349-95189-5\\_896](https://doi.org/10.1057/978-1-349-95189-5_896)

14 Downloads

Download entry PDF

How to cite

Abstract

Investment is present sacrifice for future benefit. Individuals, firms, and governments all are regularly in the position of deciding whether or not to invest, and how to choose among the options available. An individual might have to decide whether to buy a bond, plant a seed, or undertake a course of training; a firm whether to purchase a machine or construct a building; a government whether or not to erect a dam. Under the heading of investment decision criteria, economists have addressed the problem of how to choose rationally in situations that involve a tradeoff between present and future.

JEL Classifications

E2

Investment is present sacrifice for future benefit. Individuals, firms, and governments all are regularly in the position of deciding whether or not to invest, and how to choose among the options available. An individual might have to decide whether to buy a bond, plant a seed, or

Содержит более 3000 словарных статей, написанных более чем 1500 ведущих экономистов. Пример статьи

Investment Decision Criteria

6967

rather than inaction’. Perhaps a paraphrase of Marx puts the main point best: capitalists make the history of capitalist economy, but not in circumstances of their own choosing. Whatever the mechanism of adjustment, whether income distribution or capacity utilization or some combination of the two, capitalists occupy a position of singular privilege in the neo-Keynesian conception, possessing the ability to impress their subjective construction of the future on the present functioning of the economy.

See Also

► Accumulation of Capital

► Classical Growth Models

► Neoclassical Growth Theory

Investment Decision Criteria

Jack Hirshleifer

JEL Classifications

E2

Investment is present sacrifice for future benefit. Individuals, firms, and governments all are regularly in the position of deciding whether or not to invest, and how to choose among the options available. An individual might have to decide whether to buy a bond, plant a seed, or undertake a course of training; a firm whether to purchase a machine or construct a building; a government whether or not to erect a dam. Under the heading of investment decision criteria, economists have addressed the problem of how to choose rationally in situations that involve a tradeoff between present and future.

The Economic Theory of Intertemporal Choice

The object of investment is taken to be to optimize one’s pattern of consumption over time. The elements needed to determine an individual’s investment decision are: (a) his *endowment*, in the form of a given existing income stream over time; (b) his *preference function*, which orders in

Investment Planning

6973

individuals’ personal time-preferences, risk-preferences, beliefs etc. Failure of the Separation Theorem particularly subverts the ability of investors to join together in undertaking large projects or groups of projects.

However, two different lines of analytical approach have yielded results of interest. (i) A number of techniques have been devised for locating ‘utility-free’ or ‘efficient’ investment choices. In general such techniques cannot determine an optimal project set, but they can serve to filter out options whose payoff patterns over dates and/or states are dominated by other available projects or project combinations. (ii) While investors’ personal circumstances may diverge in innumerable ways, there should be some tendency for those similarly situated to group together. Thus, a firm whose investment opportunities yield far-future payoffs should tend to be owned by a ‘clienteles’ consisting of individuals with moderate time-preferences, willing to forego current dividends in the hope of large long-term gain. It follows that unanimity as to the investment choices to be made may after all govern *within* the firm, for example as to the discount rate to employ in calculating Present Value, even in the absence of perfect and complete markets.

See Also

► Internal Rate of Return

► Present Value

Investment Planning

Joseph Halevi

The theories discussed here consist of two complementary formulations originating in India and in the United Kingdom in the 1950s and 1960s. Both deal with investment planning when development starts with virtually no capital goods industry. Thus they represent an expansion of the model of the Soviet economist Feldman, since in the latter the economy did possess an investment sector albeit in a limited dimension (Feldman 1928a, b).


The first approach, due to Dobb (1954, 1960) and to Sen (1960), deals with the choice of techniques and the sectoral distribution of investment and labour. The second approach, elaborated by a number of Indian scholars – Raj and Sen (1961),


26



# ДОСТУП К ЭНЦИКЛОПЕДИЯМ, СЛОВАРЯМ И СПРАВОЧНИКАМ

## Oxford Handbooks




**The New Oxford Handbook of Economic Geography** 


Gordon L. Clark, Maryann P. Feldman, Meric S. Gertler, and Dariusz Wójcik (eds)

Print publication date: Jan 2018      Subject: [Economics and Finance](#)

Online publication date: Feb 2018

The New Oxford Handbook of Economic Geography is the most comprehensive and significant statement about the value and potential of economic geography in 2017. Sixty-six leading economists ... [More](#)




**The Oxford Handbook of Adam Smith** 


Christopher J. Berry, Maria Pia Paganelli, and Craig Smith (eds)

Print publication date: May 2013      Subject: [Economics and Finance](#)

Online publication date: Jul 2013

Adam Smith (1723–90) is best known as the author of the (1776). Although this book remains one of the great works in the history of economics, Smith was a multi-faceted thinker. He wrote an ... [More](#)




**The Oxford Handbook of Africa and Economics: Volume 2: Policies and Practices** 


Célestin Monga and Justin Yifu Lin (eds)

Print publication date: Jul 2015      Subject: [Economics and Finance](#)

Online publication date: Sep 2014

This volume, the second of the Oxford Handbook of Africa and Economics, aims at reassessing the economic policies and practices observed across the continent since independence. It offers a ... [More](#)




**The Oxford Handbook of Africa and Economics: Volume 1: Context and Concepts** 


Célestin Monga and Justin Yifu Lin (eds)

Print publication date: Jul 2015      Subject: [Economics and Finance](#)

Online publication date: Oct 2015

This handbook (the first of two volumes) opens up the diverse acuity of commentary on exciting topics, and in the process challenges and stimulates the quest for knowledge. Wide-ranging in ... [More](#)




**The Oxford Handbook of Applied Nonparametric and Semiparametric Econometrics and Statistics** 


Jeffrey S. Racine, Liangjun Su, and Aman Ullah (eds)

Print publication date: Feb 2014      Subject: [Economics and Finance](#)

Online publication date: Aug 2014

This volume, edited by Jeffrey Racine, Liangjun Su, and Aman Ullah, contains the latest research on nonparametric and semiparametric econometrics and statistics. These data-driven models ... [More](#)



**The Oxford Handbook of Adam Smith** 

Edited by Christopher J. Berry, Maria Pia Paganelli, and Craig Smith

Keywords: [Adam Smith](#), [economics](#), [moral sentiments](#), [sympathy](#), [history](#), [criticism](#), [social science](#)

**Bibliographic Information**


Print Publication Date: May 2013      ISBN: 9780199605064

Published online: Jul 2013      DOI: 10.1093/oxfordhb/9780199605064.001.0001

[Find Print Edition in Library](#)

Higher School of Economics      AUTOMATICALLY SIGNED IN

[Sign in to an additional subscriber account](#)

Search within... 


**Subject(s) in Oxford Handbooks Online**

[Economics and Finance](#)

### Contents

[+] **Front Matter**

**Introduction: Adam Smith: An Outline of Life, Times, and Legacy**  
Christopher J. Berry

 **Adam Smith: Heritage and Contemporaries**


[Adam Smith: A Biographer's Reflections](#)  
Nicholas Phillipson

[Newtonianism and Adam Smith](#)  
Leonidas Montes

[Adam Smith and Rousseau: Enlightenment and Counter-Enlightenment](#)  
Dennis C. Rasmussen

[Adam Smith and Early-Modern Thought](#)  
Christopher J. Berry

[+] **Adam Smith on Language, Art, and Culture**

**Adam Smith: A Biographer's Reflections** 

Nicholas Phillipson

[The Oxford Handbook of Adam Smith](#)  
*Edited by Christopher J. Berry, Maria Pia Paganelli, and Craig Smith*

Print Publication Date: May 2013      Subject: [Economics and Finance](#), [Economic History](#)      Online Publication Date: Jul 2013  
DOI: 10.1093/oxfordhb/9780199605064.013.0002

[View PDF](#)      Go to page:  [GO](#)

**[+] Abstract and Keywords**

Adam Smith's formal legacy to posterity consisted of meticulously revised editions of his two published works, and ; long-standing plans for treatises on Jurisprudence, Rhetoric, and the Fine Arts were abandoned on the grounds that there was no time to complete them. This chapter discusses Smith as component parts of an unrealized plan to develop a Science of Man on experimental principles. Smith's introduction to this as a student is explored and the influence of Hutcheson and Hume is emphasized as is the fact that Smith developed both the published and unpublished components of his Science of Man simultaneously. The question of the meaning Smith attached to 'science' is a continuing theme of the chapter.

Keywords: [Adam Smith](#), [Hutcheson](#), [Hume](#), [science of man](#)

Adam Smith is often seen as an unrewarding subject for biography. Dugald Stewart, his first and greatest biographer, saw him as a quiet, unassuming man who led a relatively uneventful life and preferred the peace and quiet of his native Kirkcaldy and the company of old friends to the bustle of Glasgow, Edinburgh, or London. We know him now as a notoriously poor correspondent who valued his privacy, who deplored the current fashion for biographical tittle-tattle and who, at the end of his life, made an archival bonfire of most of his private papers and unfinished texts in an attempt to preserve his biographical privacy. For Smith was a philosopher who believed that a writer should be remembered for his works rather than his life, and for works that were finished, published and polished rather than for those which were incomplete and had yet to reach the public. It was for this reason that he reluctantly abandoned ambitious plans for new treatises on government, philosophy and the fine arts and spent his last years polishing and perfecting the texts of his two great published masterpieces, the *Theory of Moral Sentiments* and *The Wealth of Nations*. As he told his

Содержит 600 справочников серии Oxford Handbooks, которые дают полное раскрытие какой-либо тематики, излагая историю вопроса, понятийный аппарат и возникающие проблемы, текущие дискуссии и перспективы развития заявленного предмета



# ACCESS TO ENCYCLOPEDIAS, DICTIONARIES AND REFERENCE BOOKS

## Oxford Reference Online Premium



A Dictionary of Finance and Banking (6 ed.)

Quick reference

Reference type: Subject Reference


Current Version: 2018

Subject: Social sciences, Business and Management, Economics

Length: 269,058 words

Illustration(s): 16

...fully revised and updated to take into account the ever-developing financial landscape of the last five years. This comprehensive A–Z defines terms from all aspects of personal and international finance, including money markets, private investments and borrowing, central banking, foreign exchanges, monetary policy, and public and government finance. Now with expanded international coverage to reflect the ongoing globalization of financial markets and rapidly developing areas in finance and banking, with new entries such as village banking , Islamic...



The Oxford Encyclopedia of American Business, Labor, and Economic History

Reference library

Reference type: Subject Reference

Current Version: 2013

Subject: Social sciences, Business and Management, Economics

Length: 499,294 words

...238 on Rust Belt and deindustrialization, 2: 141 Salt of the Earth, 1: 249 ; 2: 145 socialist influence, 2: 187–188 theatrical unions, 2: 291–293 tobacco and, 2: 296 Western Federation of Miners, 2: 394 finance capitalism, 1: 106–107 , 373 financial and banking promotion and regulation, 1: 250–251 . See also Federal Deposit Insurance Corporation ; Federal Reserve Act ; Federal Reserve System ; Securities and Exchange Commission ; shadow banking system American Bankers Association in, 1: 40 business growth and, 1: 98 deregulation and, 1: 177–179 , ...



The Oxford Encyclopedia of Islam and Politics

Reference library


Reference type: Subject Reference

Current Version: 2014

Subject: Religion, Social sciences, Politics

Length: 738,364 words

...378 banking. See Islamic finance Bank al-lā ribāwī fī l-Islām (The Interest-Free Bank in Islam) (Ṣadr), 1: 587–588 ; 2: 352 , 353 Bannā, Hasan al-, 1: 136–140 ; 2: 69 assassination, 2: 103 al-Azhar and, 1: 124 in Indonesia, 1: 482–483 influence, 2: 303 on Qaradāwī, 2: 294 on Salamat, 2: 77 in Syria, 2: 106 influenced by Ibn Taymiyah, 1: 463 in Islamism, 1: 608–609 Jamʿiyat al-Shubbān al-Muslimīn and, 1: 633 in Jordan, 2: 107 in Muslim Brotherhood, 1: 282 ; 2: 102 , 438 Palestine, 2: 235 Rashīd Riḍā and, 2:...



The Oxford Companion to International Relations

Reference library

Reference type: Subject Reference

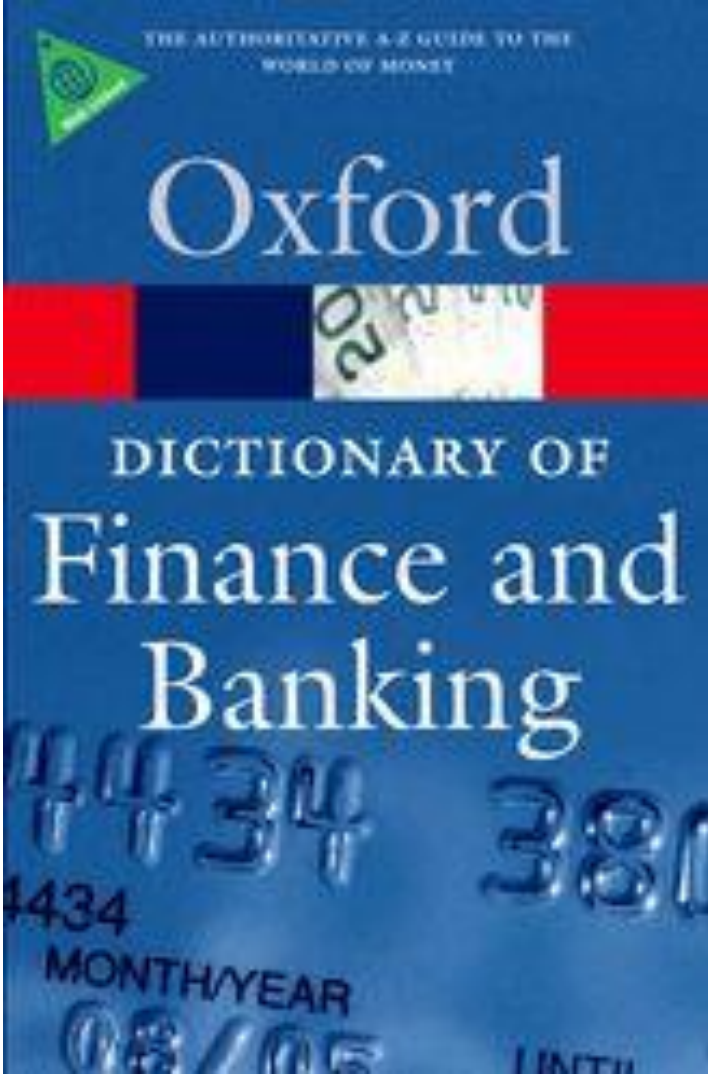
Current Version: 2014

Subject: Social sciences, Politics

Length: 662,897 words

Illustration(s): 5

...Peace, and Security, 1: 302 Ferdinand, Franz, 2: 341 , 2: 449 Ferguson, Adam, 1: 157 Ferguson, Niall, 1: 125 Fernandes, Florestan, 1: 226 Ferreira, José da Silva, 2: 36 Fiedler, Fred contingency theory of leadership, 2: 156 Fiji, 1: 568 finance, international, 1: 304–307 Baker Plan, 1: 306–307 banking syndicates, 1: 306 Brady Plan, 1: 307 Bretton Woods collapse of, 1: 305 problems of, 1: 304–305 central banks, 1: 305 debt crisis, 1: 306–307 dollar shortage of, concern over, 1: 304–305 and strong...



investment climate

The factors influencing the confidence of investors. The investors may be individuals, companies, or governments; the investments may be in domestic or foreign projects or companies. Many aspects of government policy, the economic situation, international politics, etc., combine to create the investment climate.

value investment

An investment strategy guided by a view of the real underlying value of a company and its long-term potential for growth, as opposed to one that tries to make short-term gains from market fluctuations.

Oxford encyclopedias, reference books, and dictionaries across a broad range of subjects







# ДОСТУП К ЭНЦИКЛОПЕДИЯМ, СЛОВАРЯМ И СПРАВОЧНИКАМ

## Oxford English Dictionary

### social work, *n.*

Text size: A **A**View as: Outline | [Full entry](#)Quotations: Show all | [Hide all](#) Keywords: On | [Off](#)**Pronunciation:** <sup>ⓘ</sup> Brit.  /'səʊl wə:k/, U.S.  /'soʊəl ,wɜrk/**Frequency (in current use):** ●●●●●●●●**Origin:** Formed within English, by compounding. **Etymons:** *SOCIAL adj.*, *WORK n.***Etymology:** < *SOCIAL adj.* + *WORK n.*

Work of benefit to those in need of help or welfare; *esp.* such work provided by trained professionals for those with family or social problems.

[Thesaurus »](#)



- 1847 *Literary Examiner* 22 May 323/1 There has been no great social work, no cause in any way affecting the larger interests of humanity, which has not had its active, zealous, and foremost advocates among the society of Friends.
- 1892 *Ann. Amer. Acad. Polit. & Social Sci.* 3 76 The growth of the Krupp cast steel works and the motives of the firm in their social work.
- 1908 *Busy Man's Mag.* Jan. 88/1 Few who read Mrs. Humphrey Ward's interesting books know of her social work in London.
- 1931 *Economist* 10 Jan. 57/1 For in spite of the very considerable development which organised social work has attained in the United States..it is not capable of shouldering the responsibility of caring for the wreckage of a major industrial depression.
- 1979 G. WAGNER *Barnardo* xvii. 299 No teacher training colleges or social work courses existed.
- 2002 J. FOOK *Social Work: Crit. Theory & Pract.* (2003) xii. 158 Workers who did not experience burnout were those who maintained a broader vision of the mission of social work.

[\(Hide quotations\)](#)

### Oxford Languages Word of the Year 2021

**Vax** is our 2021 Word of the Year, reflecting the rapid upheaval and technological development of the past year. [Download a report into the language of vaccines for the full story.](#)

### demography, *n.*

Text size: A **A**View as: Outline | [Full entry](#)Quotations: Show all | [Hide all](#) Keywords: On | [Off](#)**Pronunciation:** <sup>ⓘ</sup> Brit.  /dɪ'mɒɡrəfi/, U.S.  /də'magrəfi/**Frequency (in current use):** ●●●●●●●●**Origin:** A borrowing from Greek, combined with an English element. **Etymons:** Greek *δημος* , -*GRAPHY comb. form*.**Etymology:** < ancient Greek *δημος* people (see *DEMOS n.*) + -*GRAPHY comb. form*. Compare French ... [\(Show More\)](#)

#### 1.

**a.** The study of human populations, *esp.* the study of statistics, such as numbers of births and deaths, the incidence of disease, or rates of migration, which illustrate the changing size or composition of populations over time.

[Thesaurus »](#)  
[Categories »](#)

- 1834 *Trans. Provinc. Med. & Surg. Assoc.* 2 149 Were it desirable to invent a new name, perhaps Medical Demography would be more appropriate, at least, when applied to a thickly-peopled district.
- 1880 *Libr. Universal Knowl.* V. 560 Two sections of general anthropology, viz.: 1, anthropology proper..2, demography, which..treats of the statistics of health and disease.
- 1882 *Athenæum* 16 Sept. 374/1 The fourth International Congress for Hygiene and Demography was held last week at Geneva.
- 1920 P. VINOGRADOFF *Outl. Hist. Jurispr.* I. 71 There are people who think that the study of man in societies by means of mass observation is entitled to rank as a distinct and separate science, which they call Demography.
- 1959 *Amer. Jnl. Sociol.* 65 169 Demography, although a multisience discipline, can contribute to the central interests of sociology.
- 1992 *Cambr. Encycl. Human Evol.* (1994) x. v. 422/1 The study of mortality statistics is the oldest branch of demography.
- 2005 C. MANN 1491 i. 15 New disciplines and new technologies were creating new ways to examine the past. Demography, climatology..and palynology (pollen analysis).

[\(Hide quotations\)](#)





# ЕДИНЫЙ АРХИВ ЭКОНОМИЧЕСКИХ И СОЦИОЛОГИЧЕСКИХ ДАННЫХ

НИУ ВШЭ

О Высшей школе

Поступающим

Коллегам и партнерам

Выпускникам

Факультетам

Бизнес-образованию

Науке

Книжки, журналы, видео

Вышка в Питере

Вышка в Нижнем Новгороде

Стратегия 2020

ГлавнаяКарта сайтаEnglish

Логин: Пароль: Войти

ЕДИНЫЙ АРХИВ ЭКОНОМИЧЕСКИХ И СОЦИОЛОГИЧЕСКИХ ДАННЫХ

ОБ АРХИВЕБЮЛЛЕТЕНЬ «СОФИСТ»НАШИ ДЕПОЗИТОРЫНАШИ ПОЛЬЗОВАТЕЛИПО ДАННЫМ ОПРОСОВ...ПОЛЕЗНЫЕ ССЫЛКИЗАЯВКИКОНТАКТЫРЕГИСТРАЦИЯ

ДОСТУП К ДАННЫМРЕЗУЛЬТАТЫ ОПРОСОВСТАТИСТИЧЕСКИЕ РЯДЫЭЛЕКТРОННЫЕ ТАБЛИЦЫДОСТУП К ВНЕШНИМ РЕСУРСАМИССЛЕДОВАНИЯ ВШЭ

Доступ к внешним ресурсам

Доступ к внешним ресурсам предоставляется только сотрудникам и учащимся ВШЭ!

Вы можете получить консультацию по использованию внешних ресурсов следующим образом:  
1. Отправив вопрос(ы) по электронной почте на адрес [jesda@hse.ru](mailto:jesda@hse.ru). Мы ответим в течение 3 рабочих дней.  
2. Если Вам нужна устная консультация, Вы можете заказать звонок, отправив нам по электронной почте следующую информацию:  
а. Для обучающихся в НИУ ВШЭ: ФИО, место учебы (ВУЗ, факультет и т.д.), курс, телефон для связи и тематику консультации;  
б. Для сотрудников НИУ ВШЭ: ФИО, место работы (ВУЗ, факультет и т.д.), должность, телефон для связи и тематику консультации.  
Устная консультация предоставляется в течение 3 рабочих дней с даты запроса. Наши рабочие часы: 9.30 до 18.00.

Описание ресурсов и подробную информацию о доступе к ним см. ниже:

	ICPSR - Межуниверситетский консорциум политических и социальных исследований	Крупнейший в мире архив, коллекции которого содержат первичные результаты исследований по социальным наукам. Исследования объединены в 16 тематических разделов (по образованию, старению, уголовному судопроизводству, алкоголизму и наркомании, терроризму и др.) Доступ к ресурсу осуществляется по логину и паролю. Для организации доступа необходимо создать <a href="#">аккаунт</a> на сайте ICPSR, находясь в корпоративной сети в Москве или Санкт-Петербурге. После создания аккаунта в течение 6 месяцев можно пользоваться доступом вне сети ВШЭ. Число аккаунтов неограничено. Справки по <a href="#">электронной почте</a> .
	Архивные данные Московской Биржи	Ресурс содержит архивные данные по фондовому рынку Группы "Московская Биржа" за 01.03.2015-29.02.2016 и 2019 г. о ценах и объемах сделок и заявок, необходимых для оптимизации торговых стратегий и алгоритмов, проведения технического анализа и нужд бэк-офисов, по фондовому рынку. Доступ к ресурсу осуществляется в корпоративной сети ВШЭ. Для получения доступа необходимо заполнить <a href="#">форму</a> . Справки по <a href="#">электронной почте</a> .
	FIRA-PRO. Информационно-поисковая система компании Первое Независимое Рейтинговое Агентство	Аналитический инструмент, позволяющий решать целый комплекс задач, связанных с анализом "окружающей среды" компании, отдельных отраслей или субъектов РФ. Руководство пользователя системы Доступ к ресурсу осуществляется по логину и паролю. Для получения доступа необходимо заполнить <a href="#">форму</a> . Справки по <a href="#">электронной почте</a> .
	Банки и Финансы. ИАС информационного	Ресурс «Банки и финансы» содержит более 80 показателей по каждому отдельному российскому банку за годовой период (13 отчетных дат), включая: сумму пассивов, капитал, обязательства, вклады, ликвидные активы, основные средства, прочие активы, прибыль. Также в базе содержится справочная информация: сведения об отзыве лицензий и ликвидации банков, о выдаче лицензий на совершение банковских операций, расширении лицензий, изменении адресов, наименований; реорганизациях; открытии филиалов; информация о КД с участием иностранных инвестиций; информация о ввозе и вывозе иностранной валюты банками, о включении банков в систему страхования вкладов. В базе данных обеспечен поиск и группировка банков по показателям, представление справок в виде таблицы динамики показателей по каждому отдельному банку, график динамики показателей в графическом виде.



# ЭЛЕКТРОННЫЕ РЕСУРСЫ БИБЛИОТЕКИ НИУ ВШЭ

## Задания

### Passport

1. Общая Численность Населения Россия, Польша и Китай
2. Профиль компании Google

### Factiva

1. Найдите все публикации журнала Financial Times
2. Найдите профиль компании Gazprom Neft PJSC

### Поиск World Development Indicators

1. Сравните показатель «ВВП (в текущих долларах США)» России и США.
2. Сравните показатели «Население, всего» стран Россия, Польша и Китай



НАЦИОНАЛЬНЫЙ ИССЛЕДОВАТЕЛЬСКИЙ  
УНИВЕРСИТЕТ

[library.hse.ru](http://library.hse.ru)

E-mail.: [aofedorov@hse.ru](mailto:aofedorov@hse.ru)

Адрес: г.Москва, Покровский бульвар, 11 каб. R116