



НАЦИОНАЛЬНЫЙ ИССЛЕДОВАТЕЛЬСКИЙ
УНИВЕРСИТЕТ

Библиотека

СПЕЦИАЛИЗИРОВАННЫЕ БАЗЫ ДАННЫХ

Электронные ресурсы Библиотеки НИУ ВШЭ

Москва, 2021

ЭЛЕКТРОННЫЕ РЕСУРСЫ БИБЛИОТЕКИ НИУ ВШЭ

Доступ к специализированным базам данных



OECD*iLibrary*



IMF eLIBRARY



Counseling and Psychotherapy Transcripts



ДОСТУП К СПЕЦИАЛИЗИРОВАННЫМ БАЗАМ ДАННЫХ

Factiva (Dow Jones)

Search TEXT: Economic impact of Covid-19 DATE: In the last week SOURCE: All Publications Or All Web N... MORE ▼

Subject All Subjects

Dow Jones (7) All (223) Publications Web News (79) Blogs (0) Pictures (0)

Sort by: Most recent first Duplicates: Off

Subjects

- Novel Coronaviruses 73
- Outbreaks/Epidemics 65
- Earnings 23
- Political/General News 22
- Press Releases 22
- International Relations 20
- Domestic Politics 16
- Famine 15
- Human Migration 11
- Corporate/Industrial News 10

Industries

- Insurance 3
- Banking/Credit 3
- Mining/Quarrying 3

Headlines 1 - 100 of 144 Next 44 ▶

- Justin Trudeau's government mounted a massive response to the COVID-19 crisis
The Toronto Star, 17 March 2021, 3610 words, (English)
- BRIEF-Power Assets Holdings Posts FY Profit Attributable Of HK\$6,132 M
Reuters News, 11:36, 17 March 2021, 94 words, (English)
- Capita plc - Full Year Results 2020
PR Newswire UK Disclose, 10:00, 17 March 2021, 34137 words, (English)
- Pandemic: One year later
The Toronto Star, 17 March 2021, 3606 words, (English)
- Alpha FX Group PLC Full Year Results
Regulatory News Service, 10:00, 17 March 2021, 9955 words, (English)
- JPMorgan Claverhouse IT PLC Annual Financial Report
Regulatory News Service, 10:00, 17 March 2021, 10675 words, (English)
- South Sudanese 'one step away from famine', as UN launches humanitarian aid
Souliga Newsday, 17 March 2021, 813 words, (English)
- NATO plans will be expensive for Germany
Die Welt translated into English, 17 March 2021, 820 words, (English)
- NATO chief says defense spending up despite pandemic
Latvian News Agency, 9:52, 17 March 2021, 341 words, (English)

Related Dow Jones Intelligent Identifiers

Download | Text to speech powered by AWS Polly | Share | EVERNOTE

TORONTO STAR

News
Pandemic: One year later
Alex Ballingall
Alex Ballingall Toronto Star With files from Tonda MacCharles
3606 words
17 March 2021
The Toronto Star
TOR
ONT
A1,A6
English
Copyright (c) 2021 The Toronto Star

Ottawa mounted a massive response to the COVID-19 crisis and the economic damage it has caused. Was it good enough?

It was Easter Sunday morning and Anita Anand was in her office, talking about nasal swabs.

The World Health Organization (WHO) had declared COVID-19 a pandemic one month earlier. Thousands of people were already dead. Millions of Canadians were out of work from lockdowns that shook the global economy. And Ottawa, which was blitzing to create major new support programs, saw the country running out of swabs needed to test and contain the deadly coronavirus.

For Anand, it was an early crisis within an ongoing national emergency that was - and remains - all-consuming.

Select Subject Category All Subjects

Or And

Content Types

Corporate/Industrial News

Economic News

- Economic Performance/Indicators
- Economic Zones
- Euro Zone/Currency
- Government Finance
- Monetary Policy
- Trade/External Payments

Political/General News

Предметные области

Запрос: Economic impact of Covid-19

ДОСТУП К СПЕЦИАЛИЗИРОВАННЫМ БАЗАМ ДАННЫХ

Factiva (Dow Jones). Форма поиска

The screenshot shows the Factiva search interface. The top navigation bar includes links for Home, Search, Alerts, Newsletters, News Pages, and Companies/Markets. The main search area is divided into several sections:

- Free Text Search:** Includes a search form with options for "All of these words", "At least one of these words", "None of these words", and "This exact phrase". It also has a "Date" dropdown set to "All Dates" and a "Duplicates" dropdown set to "Off". A "Search" button is located to the right.
- Source:** A section for selecting source categories. It includes a "Select Source Category" dropdown set to "By Industry". Below this is a list of categories, including "Accounting/Consulting", "Abacus (Abstracts)", "Academy of Management Perspectives (Abstracts)", "Accountancy Ireland", "Accountant.nl (Dutch Language)", "Accounting and Finance (Abstracts)", "Accounting Horizons (Abstracts)", "Accounting Review (Abstracts)", "Accounting Standards Board", and "Accounting Technology".
- Factiva Expert Search:** A section for advanced search options. It includes a "Factiva Expert Search" dropdown and a list of categories, including "Belt and Road Initiative", "Competitive Intelligence", "Coronavirus", "Business Closure Orders", "Coronavirus (General News)", "Corporate Relief and Financial Crime", "Impact on Businesses", "Impact on Corporate Earnings", "Impact on Employees", "Impact on Mergers and Acquisitions", and "Impact on PEVC and VC Deals".

Annotations with red arrows point to specific parts of the interface:

- Поисковое окно** (Search window) points to the "Free Text Search" section.
- Источники** (Sources) points to the "Source" section.
- An arrow points from the "Factiva Expert Search" dropdown to the "Factiva Expert Search" section.

ДОСТУП К СПЕЦИАЛИЗИРОВАННЫМ БАЗАМ ДАННЫХ

Factiva (Dow Jones). Новости

The screenshot shows the Factiva (Dow Jones) news database interface. The top navigation bar includes links for Home, Search, Alerts, Newsletters, News Pages, and Companies/Markets. The search bar contains the text "Putin and coronavirus" and filters for "All Dates" and "All Sources". A red dashed box highlights the search bar and filters, with a red arrow pointing to it labeled "Поисковый запрос".

Below the search bar, the "Filters" section shows "Region: Russia". A red dashed box highlights the "Filters" section, with a red arrow pointing to it labeled "Источники".

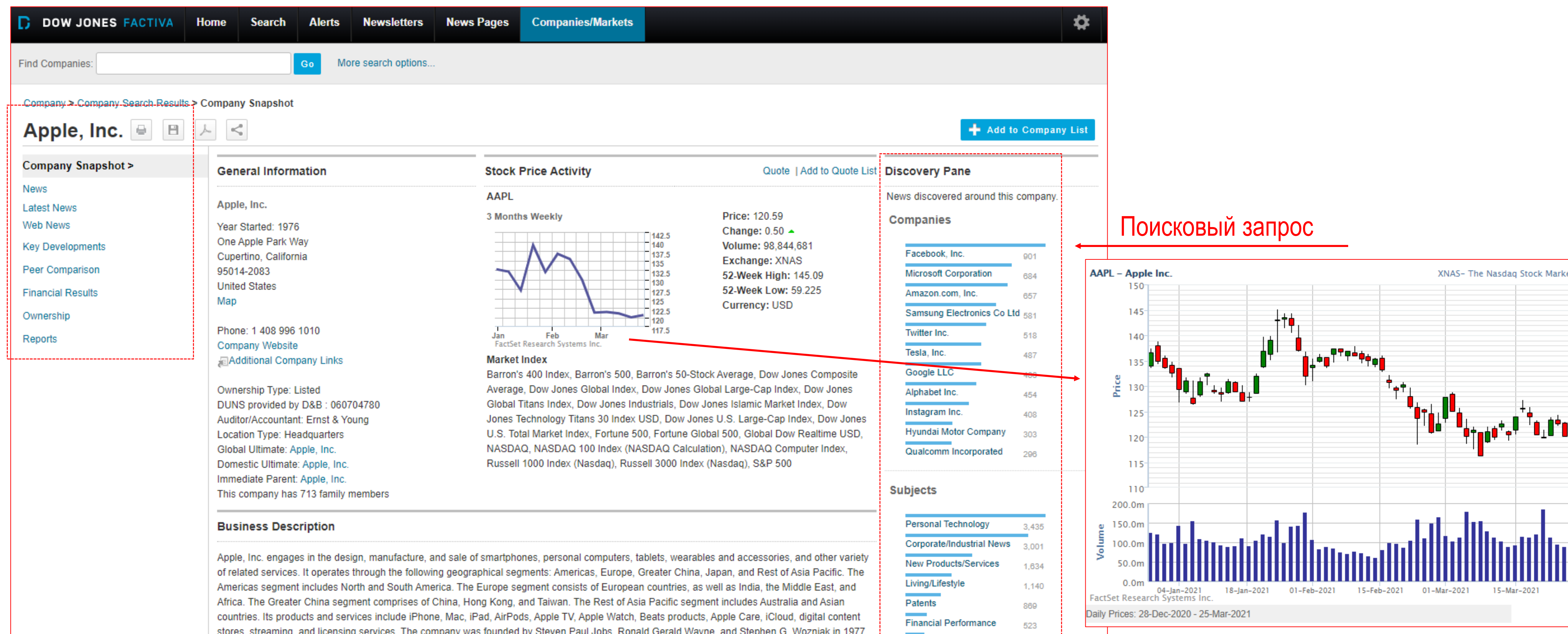
The main content area displays a list of news headlines. A red dashed box highlights the list of headlines, with a red arrow pointing to it labeled "Источники".

On the left side, there is a "Date" distribution chart and a "Companies" list. The "Companies" list includes "Russia Ministry of Defense" (673), "Organization of the Petrol..." (636), "Russian Direct Investment..." (600), "Central Bank of the Russi..." (479), "European Union" (444), "Russian Federal Service f..." (359), "United Nations" (336), "Russia Ministry of Health" (320), "United Nations Security C..." (298), and "AstraZeneca PLC" (244). The "Sources" list includes "Interfax - All sources" (3,626).

On the right side, a red dashed box highlights a detailed view of a news article from "MailOnline". The article title is "Biden is slammed for taking ZERO questions on COVID, schools, tax hikes or Russia at first press conference: Lindsey Graham says 'misi...". The article text includes a quote from Lindsey Graham: "Biden is slammed for taking ZERO questions on COVID, schools, tax hikes or Russia at first press conference: Lindsey Graham says 'misi...".

ДОСТУП К СПЕЦИАЛИЗИРОВАННЫМ БАЗАМ ДАННЫХ

Factiva (Dow Jones). Профиль компании





ДОСТУП К СПЕЦИАЛИЗИРОВАННЫМ БАЗАМ ДАННЫХ

Ресурсы Всемирного банка – World Development Indicators

Explore databases

Filter by:

Topic

Source

World Development Indicators ⓘ Public

World Development Indicators (WDI) is the primary World Bank collection of development indicators, compiled from officially recognized international sources. It presents the most current and accurate global [See more +](#)

Last Updated: 02/17/2021

Statistical Capacity Indicators ⓘ Public

Statistical Capacity Indicators provides information on various aspects of national statistical systems of developing countries, including an overall country-level statistical capacity indicator.

Last Updated: 02/03/2021

Education Statistics - All Indicators ⓘ Public

The World Bank EdStats Query holds around 2,500 internationally comparable education indicators for access, progression, completion, literacy, teachers, population, and expenditures. The indicators cover [See more +](#)

Last Updated: 12/20/2020

Gender Statistics ⓘ Public

Data on key gender topics. Themes included are demographics, education, health, labor force, and political participation.

Last Updated: 02/23/2021

Health Nutrition and Population Statistics ⓘ Public

Key health, nutrition and population statistics gathered from a variety of international sources.

Last Updated: 12/18/2020

DataBank | World Development Indicators ⓘ

Table Chart

Variables Layout Styles Save Share Embed

Database Available 79 | Selected 1

Country Available 264 | Selected 264

Series Available | Selected 57

Time Available 61 | Selected 5

Availability Range: Year [1960 - 2020]

Sort Remove all

☒ Ascending

☐ 2020

☐ 2019

☐ 2018

☐ 2017

☐ 2016

☒ 2015

☐ 2014

☐ 2013

☐ 2012

☐ 2011

☐ 2004

☐ 2003

☐ 2002

☐ 2001

☒ 2000

☐ 1999

☐ 1998

☐ 1997

☐ 1996

☐ 1995

☐ 1988

☐ 1987

☐ 1986

☐ 1985

☐ 1984

☐ 1983

☐ 1982

☐ 1981

☐ 1980

☐ 1979

☐ 1972

☐ 1971

☐ 1970

☐ 1969

☐ 1968

☐ 1967

☐ 1966

☐ 1965

☐ 1964

☐ 1963

Popular Indicators

Clear Selection | Add Country (264) Add Series (57) Add Time (5)

Russian Federation

	2000	2005	2006	2007	2015
Population, total	146596869.0	143518814.0	143049637.0	142805114.0	144096870.0
Population growth (annual %)	-0.4	-0.4	-0.3	-0.2	0.2
Surface area (sq. km)	17098240.0	17098240.0	17098240.0	17098240.0	17098250.0
Poverty headcount ratio at national poverty lines (% of population)	29.0	17.8	15.2	13.3	13.3
GNI, Atlas method (current US\$)	250287006783.	638631920697.	830471202264.	107991967789.	172523422865.
GNI per capita, Atlas method (current US\$)	1710.0	4450.0	5810.0	7560.0	11780.0
GNI, PPP (current international \$)	974627421657.	165558578041.	207112154403.	232472023753.	342860996811.
GNI per capita, PPP (current international \$)	6650.0	11540.0	14480.0	16280.0	23420.0
Income share held by lowest 20%	6.4	5.8	5.9	5.8	6.9
Life expectancy at birth, total (years)	65.5	65.5	66.7	67.6	71.2
Fertility rate, total (births per woman)	1.2	1.3	1.3	1.4	1.8
Adolescent fertility rate (births per 1,000 women ages 15-19)	30.6	28.8	29.2	29.6	23.0
Contraceptive prevalence, any methods (% of women ages 15-49)	63.2	..
Births attended by skilled health staff (% of total)	99.2	99.4	99.5	99.6	..
Mortality rate, under-5 (per 1,000 live births)	19.3	13.8	12.8	11.9	8.2



ДОСТУП К СПЕЦИАЛИЗИРОВАННЫМ БАЗАМ ДАННЫХ

Ресурсы Всемирного банка – World Development Indicators

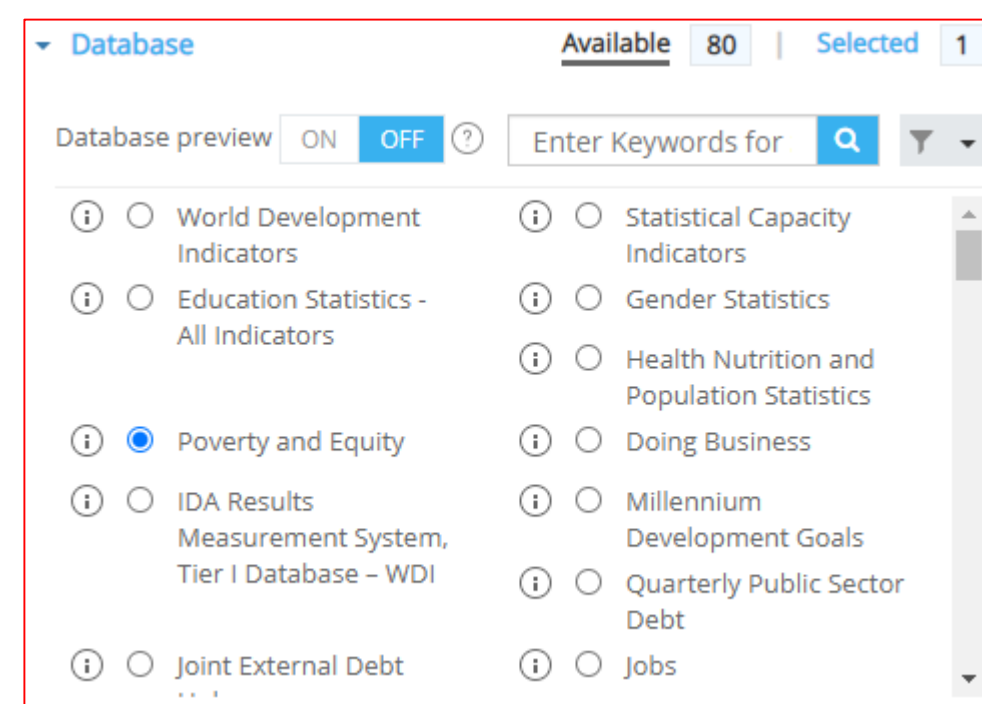
Новости

The screenshot displays the World Bank DataBank website. At the top, there's a navigation bar with links like Home, About, Data, Research, Learning, News, Projects & Operations, Publications, Countries, and Topics. The 'Data' link is highlighted. Below the navigation bar, the 'DataBank' logo is visible. The main content area is titled 'Explore. Create. Share: Development Data'. It includes a search bar with the placeholder 'Type keywords to filter database names' and a search icon. Below the search bar, there are filters for 'Topic' and 'Source'. The page also features a sidebar on the left with a 'DataBank Home' section and a 'WHAT'S NEW' section listing recent updates. On the right, there's a 'WHAT'S POPULAR' section with a list of indicators and countries. The 'World Development Indicators' section is highlighted, showing a description and a link to 'See more +'. The 'Statistical Capacity Indicators' section is also visible at the bottom.

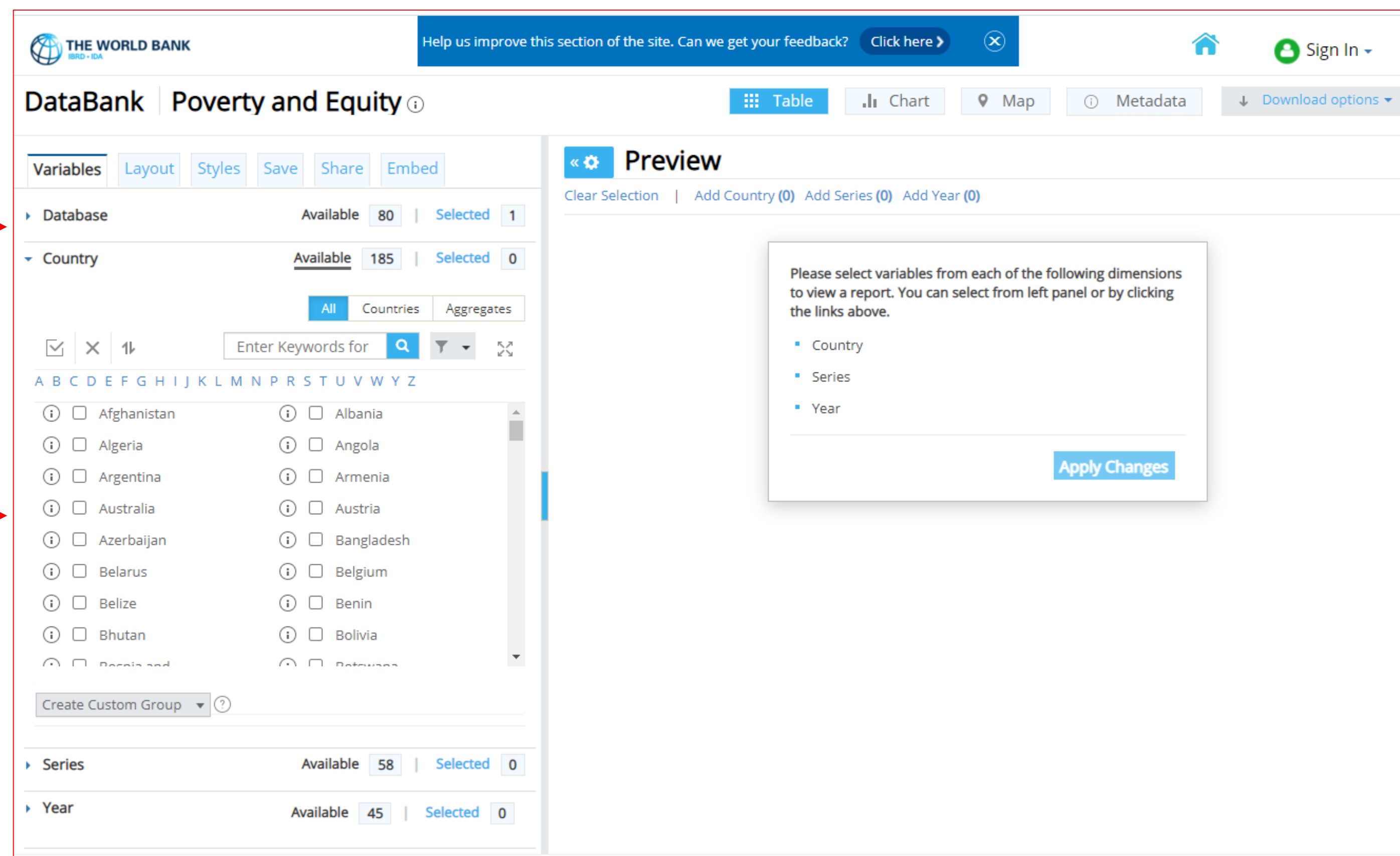
Популярные показатели

ДОСТУП К СПЕЦИАЛИЗИРОВАННЫМ БАЗАМ ДАННЫХ

Ресурсы Всемирного банка – World Development Indicators



Выбор стран для сравнения

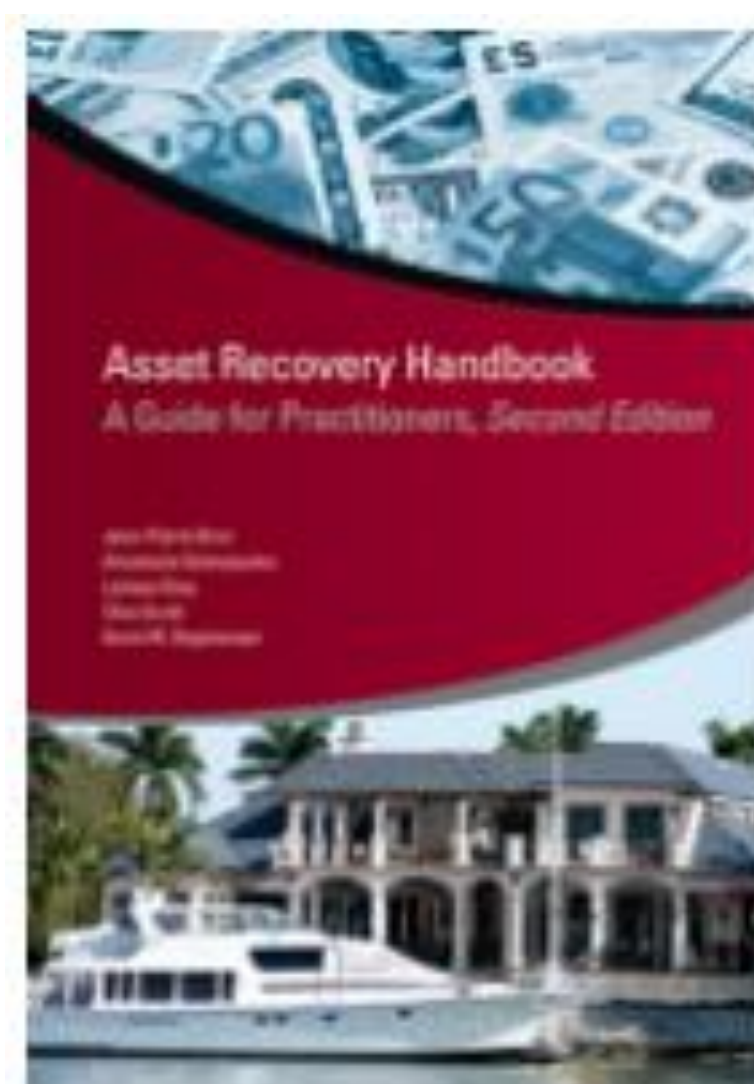


ДОСТУП К СПЕЦИАЛИЗИРОВАННЫМ БАЗАМ ДАННЫХ

Ресурсы Всемирного банка – World Bank e-Library



Книга. Март 2021



Книга. Январь 2021



Книга. Декабрь 2020



Журналы текущие



ДОСТУП К СПЕЦИАЛИЗИРОВАННЫМ БАЗАМ ДАННЫХ

OECD iLibrary

OECD iLibrary

Search all content by title or author



EN ▾



Browse by Theme ▾

Browse by Country ▾

Browse by Theme and Country ▾

Catalogue ▾

Statistics

Books

Papers

Statistics

Glossaries

Coronavirus (COVID-19)



Databases

Extract data from across datasets

[OECD Patent Statistics](#)

[OECD Pensions Statistics](#)

[OECD Product Market Regulation Statistics](#)

[OECD Productivity Statistics](#)

[OECD Quarterly International Trade Statistics](#)

[OECD Regional Statistics](#)

[OECD Science, Technology and R&D Statistics](#)

Indicators

Country statistical profiles

[Agricultural output](#)

[Agricultural policy](#)

[Air and climate](#)

[Benefits and wages](#)

[Biodiversity](#)

[Broadband access](#)

[Conversion rates](#)

Glossaries

Table of Contents

Mark	Date	Title
☆ >	11 Mar 2020	Glossary for Transport Statistics 2019 5th edition
☆ >	04 Oct 2010	Illustrated Glossary for Transport Statistics 4th Edition
☆ >	20 Oct 2008	Multilingual Dictionary of Fish and Fish Products
☆ >	01 Sep 2008	OECD Glossary of Statistical Terms
☆ >	11 Mar 2008	Corruption
☆ >	17 Nov 2006	OECD Economics Glossary
☆ >	06 Jan 2006	The Social Costs of Transport
☆ >	06 Jan 2006	Glossary for Transport Statistics 3rd Edition
☆ >	06 Jan 2006	Terminology on Combined Transport (English-French-German-Russian)
☆ >	14 Mar 2005	Private Pensions

A. Railway transport

A.I INFRASTRUCTURE

A.I-01 TRACK

A pair of rails over which rail borne vehicles can run maintained by an infrastructure manager. Metro, Tram and Light rail urban lines are excluded.

In the context of the EU reporting the cumulative length of railway tracks excludes also the following:

- Lines solely used for operating touristic trains and heritage trains;
- Lines constructed solely to serve mines, forests or other industrial or agricultural installations and which are not open to public traffic;
- Private lines closed to public traffic and functionally separated (i.e. stand-alone) networks;
- Private lines used for own freight transport activities or for non-commercial passenger services and light rail tracks occasionally used by heavy rail vehicles for connectivity or transit purposes.



A.I-01.1 MAIN/RUNNING TRACK

A track providing end-to-end line continuity designed for running trains between stations or places indicated in timetables, network statements, rosters or other indications/publications as independent points of departure or arrival for the conveyance of passengers or goods.

A.I-01.2 OTHER TRACKS

All other tracks than main/running ones:

- tracks maintained, but not operated by the infrastructure manager;
- tracks at service facilities not used for running trains, including sidings.

Tracks at service facilities not used for running trains are excluded. The boundary of the service facility is the point at which the railway vehicle leaving the service facility cannot pass without having an authorization to access the mainline or other similar line. This point is usually identified by a signal.

Service facilities are passenger stations, their buildings and other facilities; freight terminals; marshalling yards and train formation facilities, including shunting facilities; storage sidings; maintenance facilities; other technical facilities, including cleaning and washing facilities; maritime and inland port facilities which are linked to rail activities; relief facilities; refuelling facilities and supply of fuel in these facilities.

A.I-02 RAILWAY LINE

Line of transportation made up by rail exclusively for the use of railway vehicles and maintained for running trains.

A line is made up of one or more tracks, according to the definition A.I-01 Track and the corresponding exclusion criteria.

Excluded are:

- Stretches of road or water even if rolling stock is conveyed over such routes, e.g. by wagon-carrying trailers or ferries.




ДОСТУП К СПЕЦИАЛИЗИРОВАННЫМ БАЗАМ ДАННЫХ

Ресурсы МВФ – IMF e-library




Book




Book



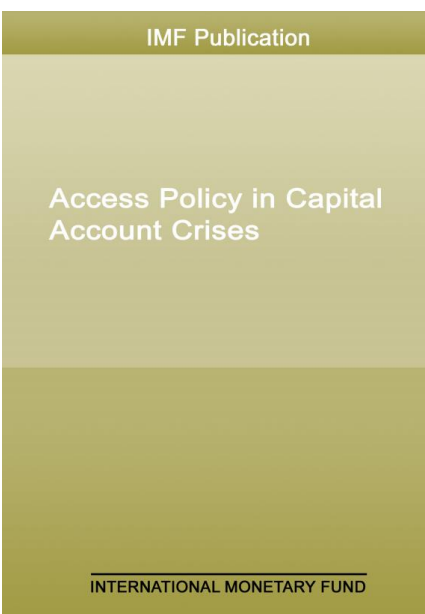
Статистика



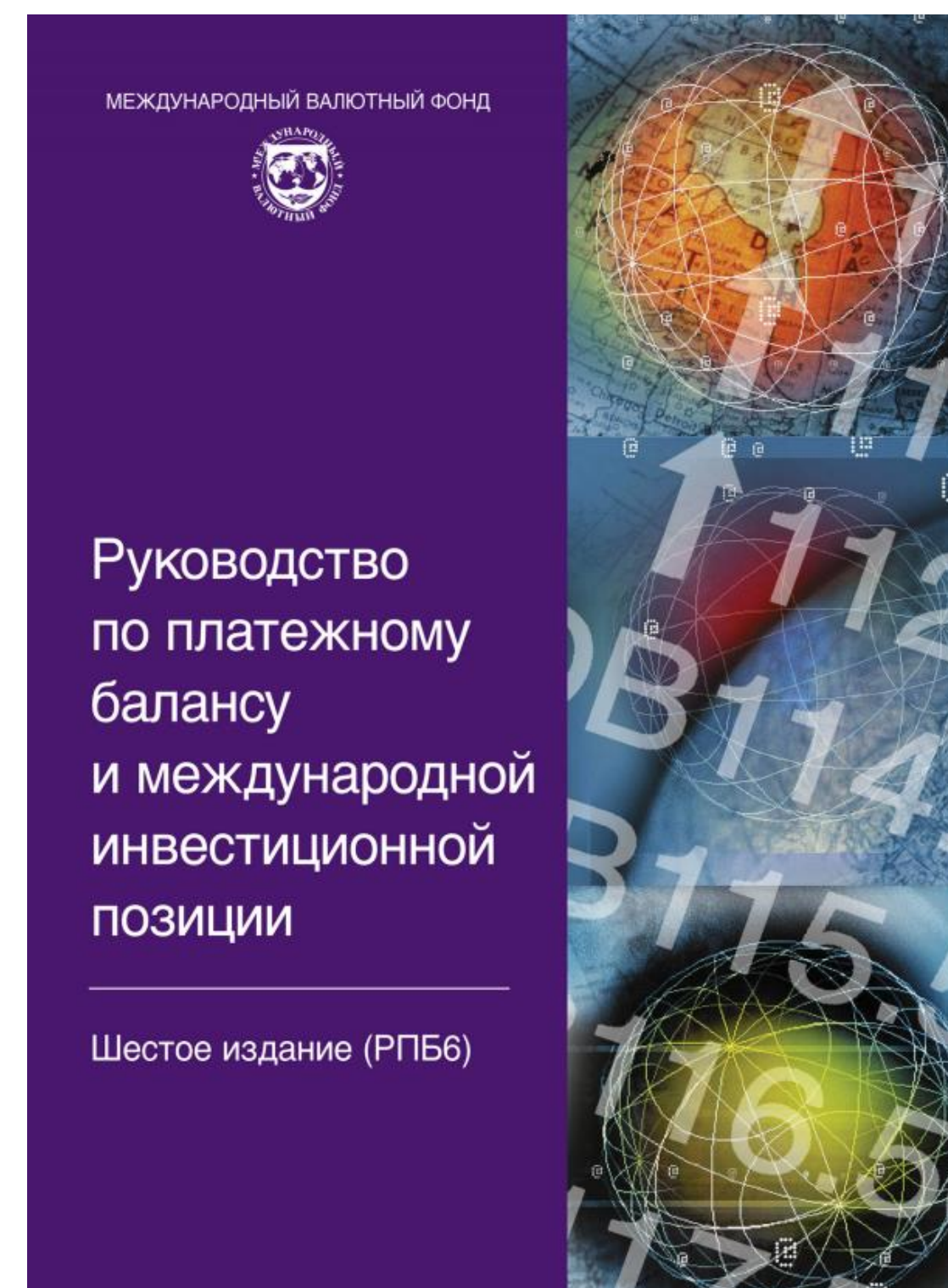

Book



Book



Статьи





ДОСТУП К СПЕЦИАЛИЗИРОВАННЫМ БАЗАМ ДАННЫХ

Passport (Euromonitor)

Passport

SearchIndustriesEconomiesConsumersCompaniesAnalyticsConsultingHelp

ALLSearch by keywordGO

COVID-19

Our research analysts and analytics teams are assessing the short and long term impact of COVID-19 across product categories, economic scenarios and consumer lives.

GO

WANT THE BEST PASSPORT EXPERIENCE?

REGISTER NOW

Save your Search, Download Content, Connect and Share!

ANALYTICS IN ACTION

Identify growth drivers, the state of the current competitive landscape and trends through articles, analysis and reports.

GO

COUNTRY REPORTS: DATAGRAPHS

Understand the market landscape with interactive visualisations of industry, category and geographical data.

CHOOSE INDUSTRY

CHOOSE CATEGORY

CHOOSE GEOGRAPHY

GO

SEARCH STATISTICS

Find the data you need. Quickly identify statistics by industry and category impacting your organisation.

☒ Industries

☐ Economies and Consumers

CHOOSE INDUSTRY

CHOOSE CATEGORY

GO

SEARCH ANALYSIS

Leverage detailed analysis from Euromonitor International's research team to understand the state of the market and opportunities.

☒ Industries

☐ Economies and Consumers

CHOOSE INDUSTRY

CHOOSE GEOGRAPHY

GO

SEARCH DASHBOARDS

Select a dashboard for a visual and interactive way to understand high-level trends.

☒ Industries

☐ Economies

☐ Consumers

SELECT

GO

MEGATRENDS

In-depth analysis on the most influential megatrends shaping consumer behaviour and attitudes today and in the future.

GO



ДОСТУП К СПЕЦИАЛИЗИРОВАННЫМ БАЗАМ ДАННЫХ

Passport (Euromonitor)

INCLUDED IN YOUR SUBSCRIPTION

CONSUMER SPENDING BY INCOME BANDS

Explore how spending on a basket of consumer goods and services varies by income level.

CN

US

FR

IT

DE

UK

Health

Housing

Food

GO

CITIES INCOME DISTRIBUTION MODEL

Analyse income segments across cities, spot trends and assess the impact of macro scenarios.

Shanghai

New York

Paris

Rome

Berlin

London

2005

2017

2020

GO

COMMODITY PRICE MODEL

View latest price forecasts for different commodities, adjust assumptions, and run scenarios.

ALUMINUM, USD per tonne

US, REAL EFFECTIVE EXCHANGE RATE

Baseline

Adjusted

Conf. bands

GO

FUTURE DEMOGRAPHICS MODEL

Examine the demographic structure of countries around the world and search for similarities.

75.1%

73.7%

Historic

Forecast

Age

1977

2030

GO

MACRO MODEL

Explore latest macroeconomic forecasts and simulate a variety of alternative macro scenarios.

Real GDP

Unemployment

Inflation

Interest Rate

'14

'17

'20

'14

'17

'20

GO

ECONOMIC BAROMETER

Stay up to date with macroeconomic developments.

-1.0

5.2

-2.8

3.5

132.0

(f) 1.7

5.4

152.7

-1.9

23.4

96.5

(f) 0.0

0.1

2.3

4.9

112.7

-2.2

4.5

135.3

(f) 3.0

10.1

78.9

0.4

1.71

8.2

0.12

10.5

-2.1

0.49

10.5

GO

PASSPORT CONNECTOR

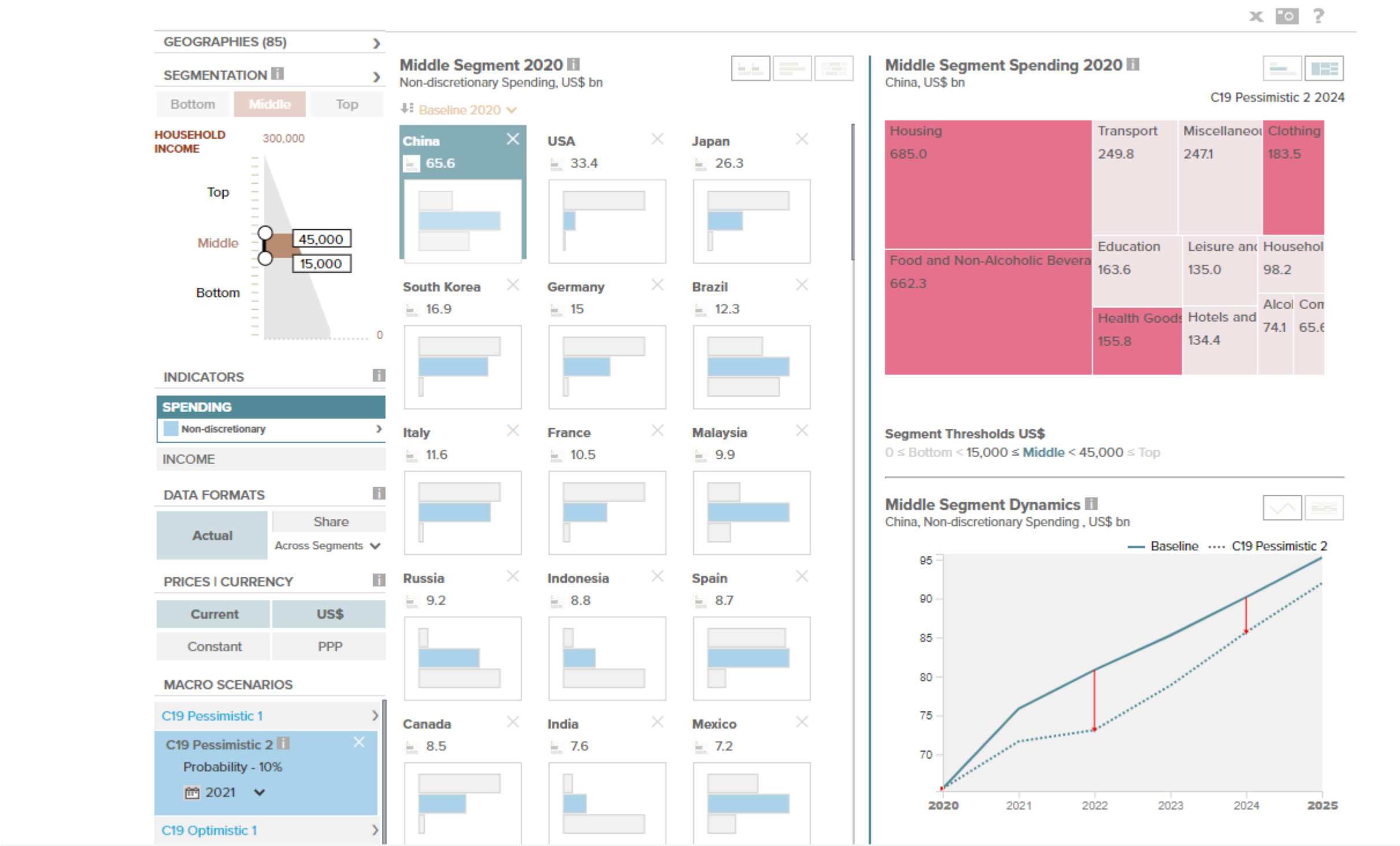
Explore data relationships across Passport Industries, Economies and Consumers.

GO

ДОСТУП К СПЕЦИАЛИЗИРОВАННЫМ БАЗАМ ДАННЫХ

Passport (Euromonitor)

Consumer Spending by Income Bands



Потребительские расходы на связь по странам

ДОСТУП К СПЕЦИАЛИЗИРОВАННЫМ БАЗАМ ДАННЫХ

Passport (Euromonitor)

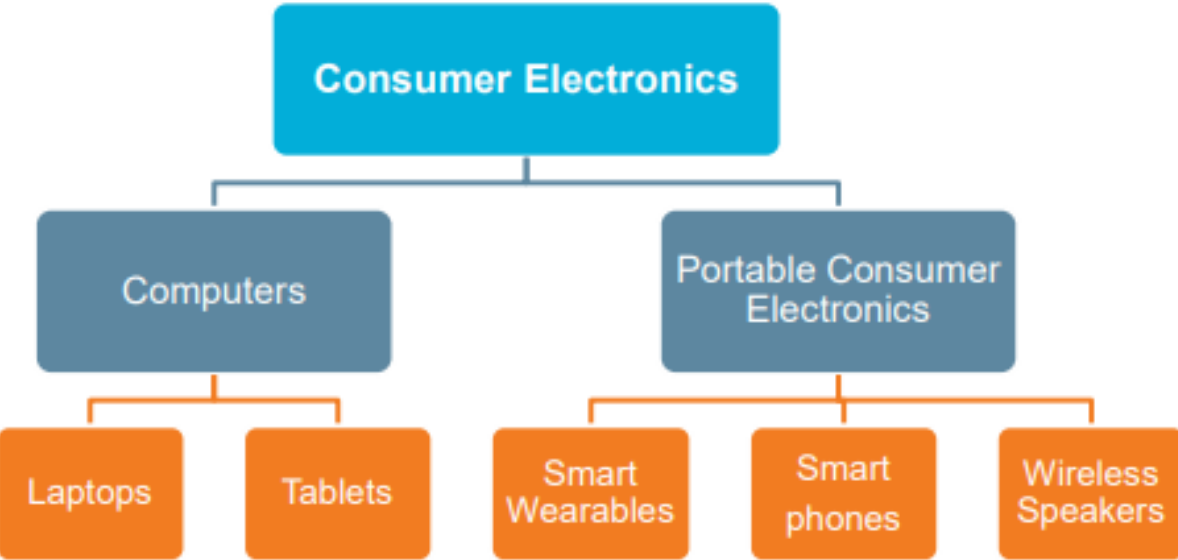
APPLE INC IN CONSUMER ELECTRONICS (WORLD)

February 2019

SCOPE OF THE REPORT

Scope

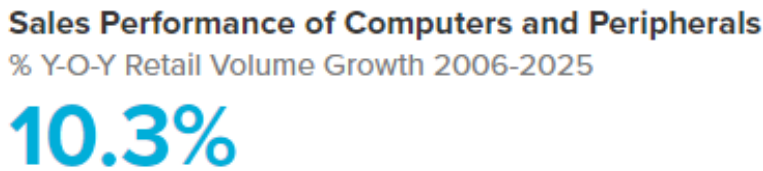
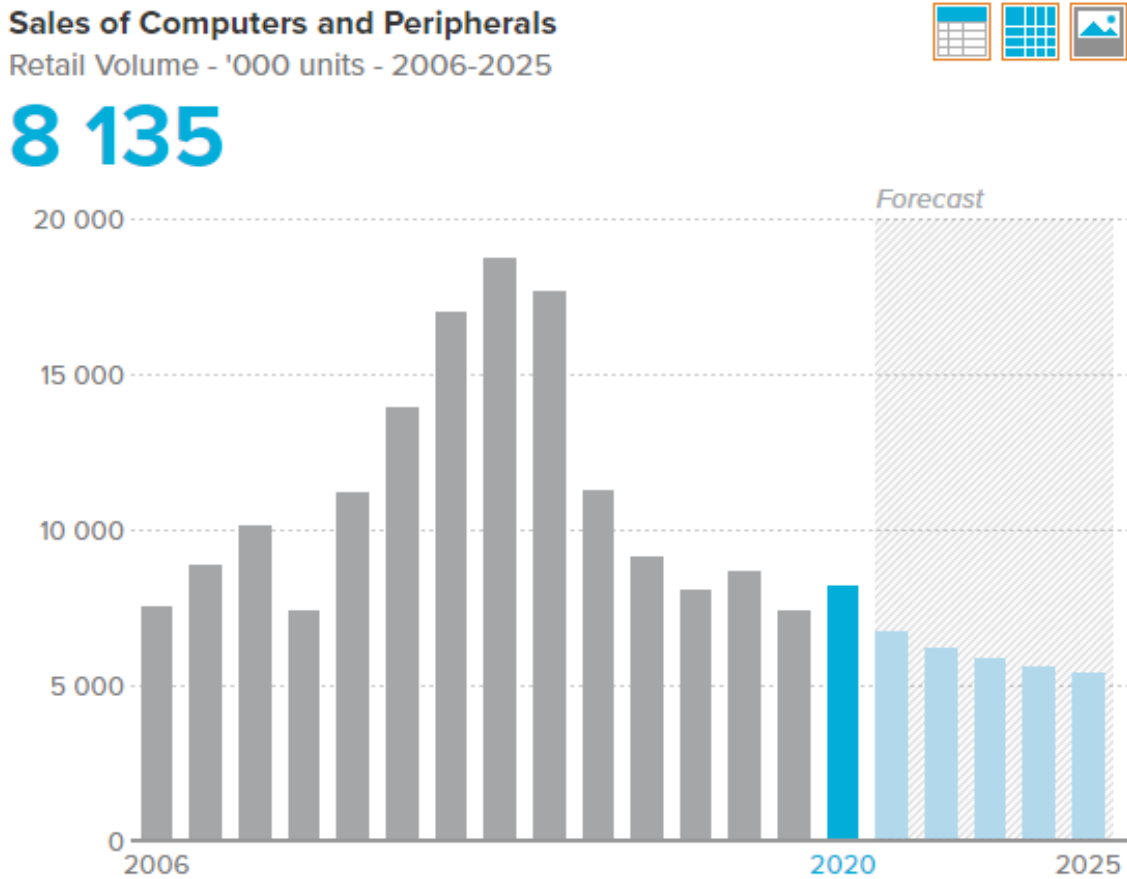
- Apple (Apple Inc) is one of the most recognisable brands in the world.
- This reports examines the company's business, challenges and key competitors within consumer electronics.



Disclaimer
Much of the information in this briefing is of a statistical nature and, while every attempt has been made to ensure accuracy and reliability, Euromonitor International cannot be held responsible for omissions or errors.
Figures in tables and analyses are calculated from unrounded data and may not sum. Analyses found in the briefings may not totally reflect the companies' opinions, reader discretion is advised.

After a stellar financial year with record-breaking results, Apple started the latest quarter with bad news. This reports explores how Apple can transform itself in 2019.

Market Sizes



Computers and Peripherals in Russia

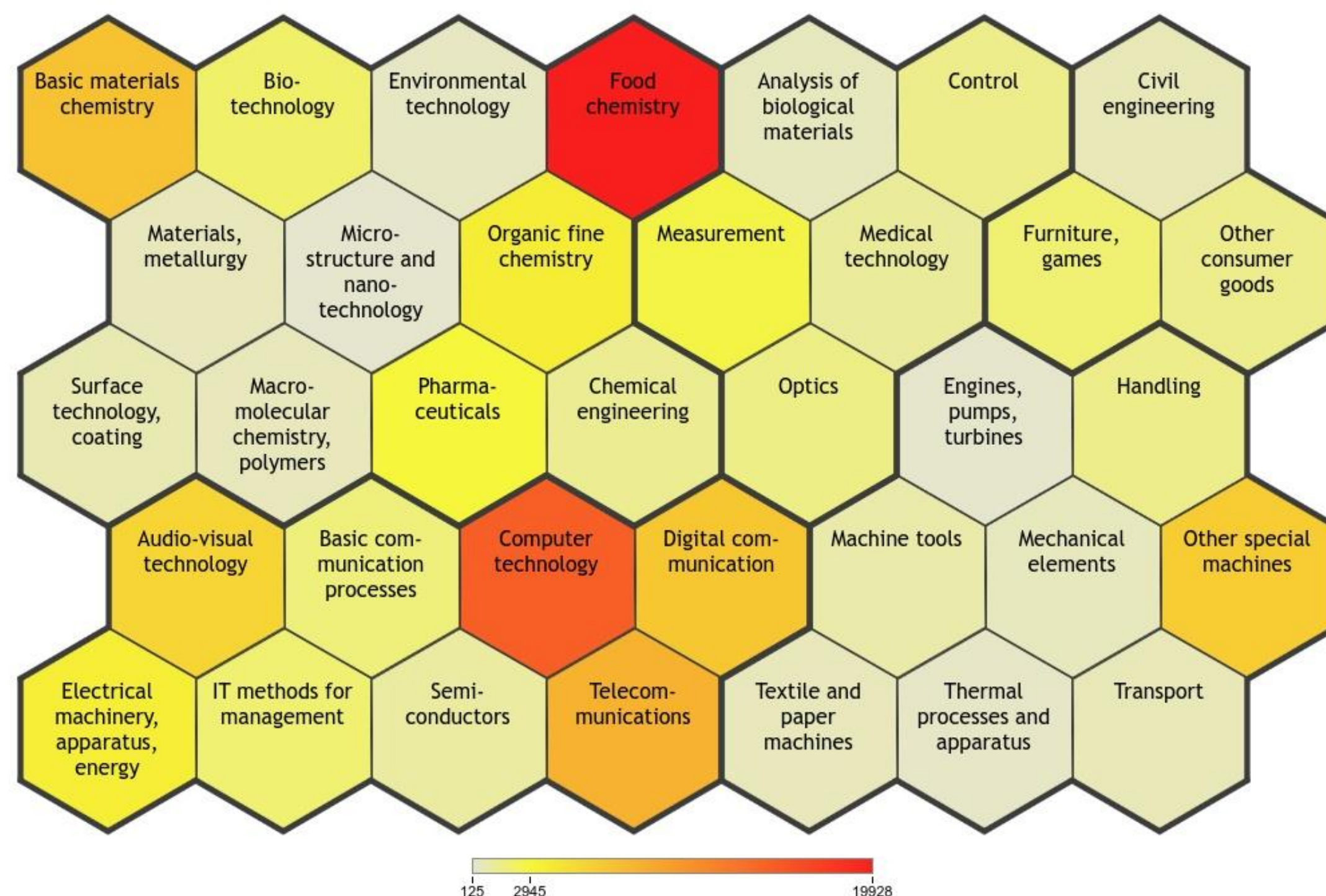
Euromonitor International
August 2020

CONVERT DATA + CHANGE DATA TYPES Σ GROUP SUM 2015 2020 APPLY CHANGE STATS TYPE MODIFY SEARCH +											
Stats Type	Geography	Category	Data Type	Unit	2015	2016	2017	2018	2019	2020	
	World	Consumer Electronics	Retail Volume	'000 units	2 739 381,6	2 706 227,4	2 698 038,6	2 683 072,7	2 668 013,6	2 514 775,3	
	World	Computers and Peripherals	Retail Volume	'000 units	442 967,6	411 004,8	384 805,0	369 765,6	359 035,5	350 800,1	
	World	In-Car Entertainment	Retail Volume	'000 units	55 299,2	50 222,2	46 660,8	42 287,8	38 931,0	35 063,7	
	World	In-Home Consumer Electronics	Retail Volume	'000 units	352 434,7	340 615,3	328 184,1	329 616,1	326 996,6	311 853,4	
	World	Portable Consumer Electronics	Retail Volume	'000 units	1 888 680,2	1 904 385,1	1 938 388,7	1 941 403,3	1 943 050,5	1 817 058,1	
	World	Imaging Devices	Retail Volume	'000 units	52 805,5	41 102,8	37 941,8	34 338,7	30 488,7	25 567,4	
	World	Mobile Phones	Retail Volume	'000 units	1 640 892,0	1 633 742,6	1 638 033,2	1 603 540,2	1 562 706,5	1 423 260,7	
	World	Portable Players	Retail Volume	'000 units	114 588,3	122 049,1	143 695,0	171 692,8	201 704,0	206 632,4	
	World	Wearable Electronics	Retail Volume	'000 units	80 394,5	107 490,5	118 718,8	131 831,5	148 151,2	161 597,6	

ДОСТУП К СПЕЦИАЛИЗИРОВАННЫМ БАЗАМ ДАННЫХ

Orbit

Technology overview



APPLE

Revenue \$ 273 420 M

26669 patented inventions

221 Litigated
700 Licensed
1000 Opposed
1123 SEPs

Key inventions

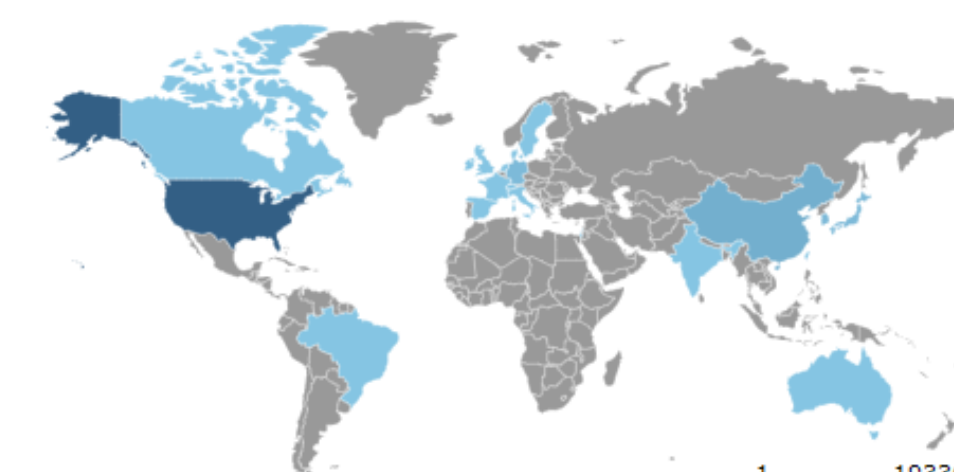


Pending Granted Dead

Legal status

Audio-visual technology Basic communication processes
Computer technology Digital communication
Electrical machinery, apparatus, energy Measurement Optics
Telecommunications

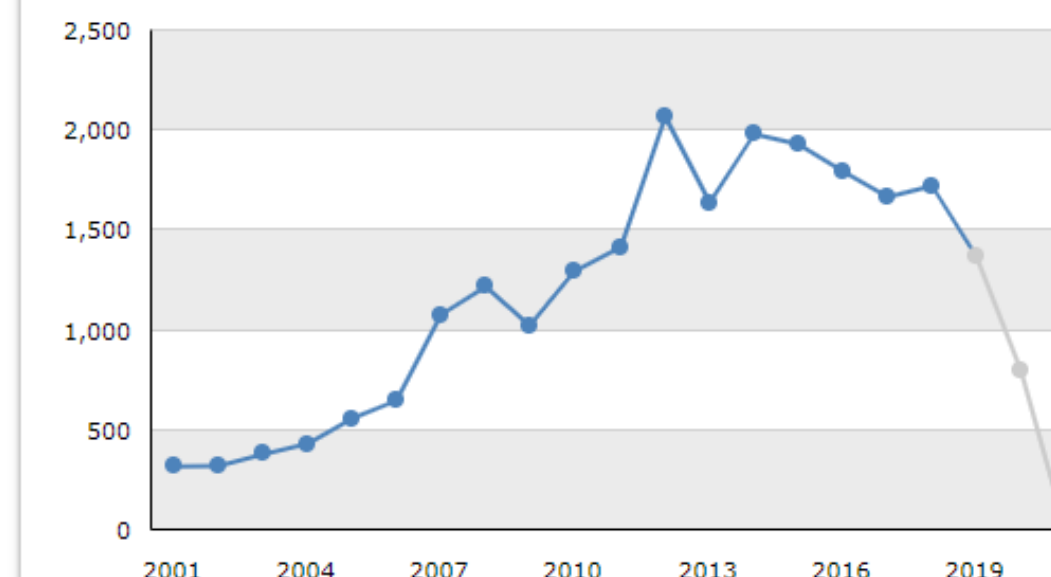
Top technical domains



+ 3817 EP
Inventions containing EP applications

+ 974 PCT
Inventions containing WO applications

Market coverage



Technology investment trend over last 20 years

ДОСТУП К СПЕЦИАЛИЗИРОВАННЫМ БАЗАМ ДАННЫХ

Orbit

Biblio

Claims

Description

Key content

Concepts

Fulltext

Kwic

Legal status

Citations

Translate

Temporally-overlapped video encoding, video decoding and video rendering techniques therefor

Abstract

Techniques for video exchange are disclosed in which a video source sends redundant copies of video coded at a given presentation time. A decoder may determine, from metadata stored with a first decoded frame, whether other decoded frames have been designated as correlated to the first decoded frame. If so, the decoder may fetch other decoding frames using time indicator values of other decoded frames in metadata stored with the first decoded frame. When other decoded frame(s) are found, the decoder may blend content of the first coded frame and the other decoded frame(s). The decoder may render the blended frame. When one such coded frame is an intra-coded frame, the proposed technique may alleviate beating artifacts by blending recovered data of the intra-coded frame with recovered data of another frame, which may be inter-coded.

Protected countries

Pending: US

List of publications

Application number	Date	Publication date
US20210076054 A1 - Application published	2019-09-05	2021-03-11

Inventor

GUO Mei
XIN Jun
SU Yeping
WU Hsi-Jung
TOURAPIS Alexandros

Applicant/Assignee

APPLE | \$ 267 748 M

Priority Numbers & Dates

2019US-16561478 2019-09-05

Technology domain

Digital communication

IPC codes

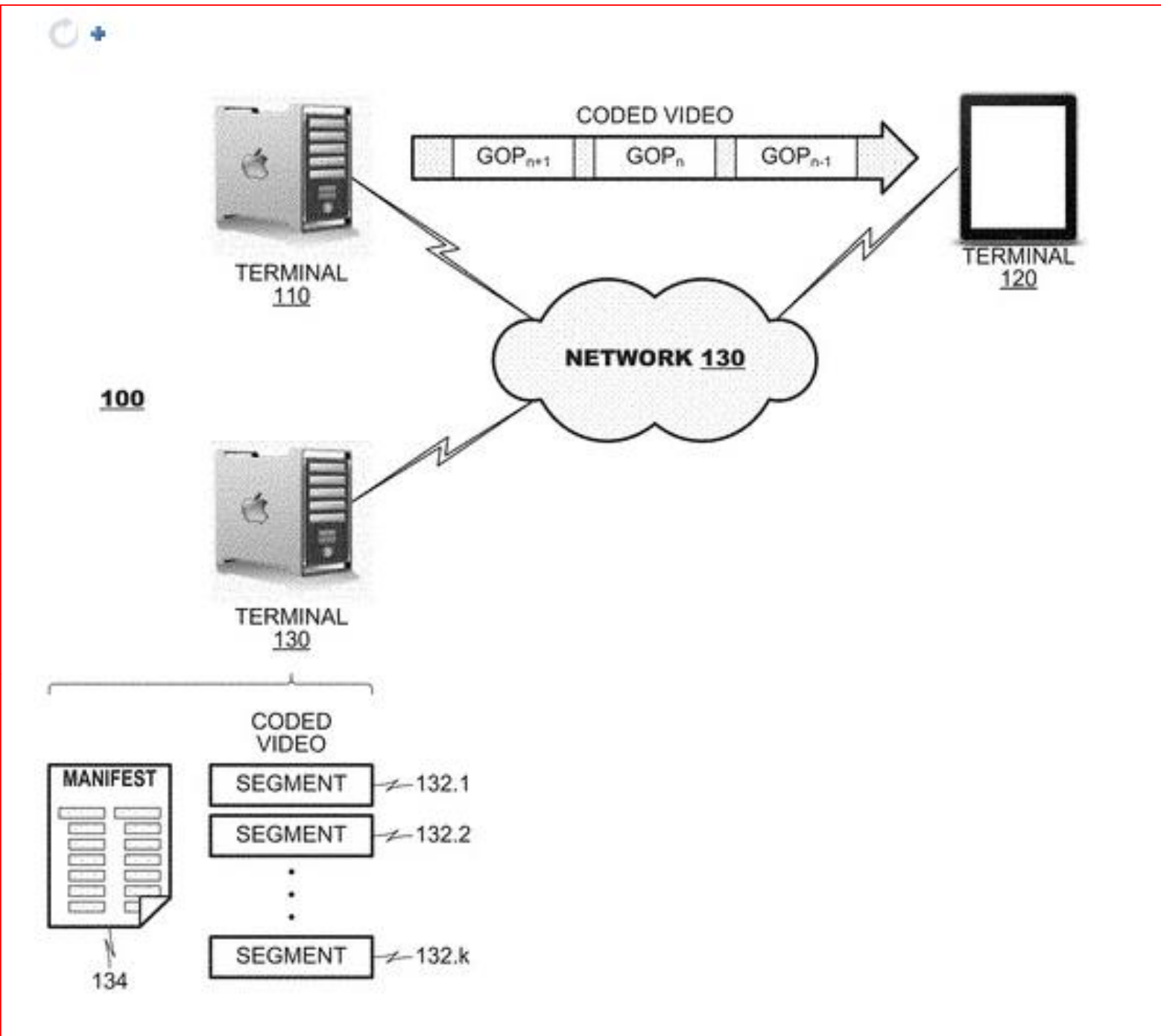
H04N-019/159 H04N-019/172 H04N-019/177 H04N-019/44* H04N-019/46

CPC codes

H04N-019/159 H04N-019/172 H04N-019/177 H04N-019/44* H04N-019/46

Entry week in the collection

2021-10





ДОСТУП К СПЕЦИАЛИЗИРОВАННЫМ БАЗАМ ДАННЫХ

ARTstor Digital Library

ARTSTOR

Home Browse Share Support

Art and Multimedia

Collection Type

Geography

Classification

* AND (artclassification_str:"Graphic Design ...

Search within results

Sort: Relevance Images/page: 48

164146 results for "* AND (artclassification_str:"Graphic Design and Illustration")" from Public Collections.

Leo Tolstoy The Cos...
Dillon, Leo and Diane

Illustration
Dillon, Leo and Diane

Kinney, Troy and Ma...

Kinney, Troy and Ma...

Fiction Illustration
Dillon, Leo and Diane

[Augustus Frederick]
Perkins and Heath
1825

The Bishop of Jamai...
Griffiths and Weigalls
[1825]

[Duke of Sussex So...
Perkins and Heath
[1800]

Welcome to Artstor's public collections!

LOG IN to access the core collections.

LEO TOLSTOY
THE COSSACKS
AND THE RAID

CD56 SIGNET CLASSICS 50¢

A SIGNET CLASSIC

ADD TO GROUP

DOWNLOAD

CITE THIS ITEM

PRINT PREVIEW

https://library.artstor.org/public/SS7... COPY

Item Details

PUBLIC

Creator
Dillon, Leo and Diane

Culture
Popular American Culture

Title
Leo Tolstoy The Cossacks and The Raid
Illustration

Work Type
Magazine tearsheet

Material
4 color print

Period
Commercial Modernism

Description
A battle scene of people riding on horses.

Repository
Modern Graphic History Library, Washington University in St. Louis

Accession Number
2012-03

Related Item


ДОСТУП К СПЕЦИАЛИЗИРОВАННЫМ БАЗАМ ДАННЫХ

Counseling and Psychotherapy Transcripts

Table of Contents

Addicted Like Me: A Mother-Daughter Story of Substance Abuse and Recovery, by Karen Franklin and Lauren King. (Seal Press, Berkeley, CA, 2009), 279 p.

[hide metadata](#)



Author(s):	Franklin, Karen, fl. 2009; King, Lauren, fl. 2009
Document type:	Client Narrative
Subject:	Ability >> Recovery Diagnosis >> Addiction >> Drug addiction Diagnosis >> Substance abuse (Drug abuse) Relationships >> Parent-child relationships
Publisher:	Seal Press
Publication Year:	2009
Client Gender:	Female
Client Marital Status:	Married; Single
Client Sexual Orientation:	Heterosexual
Copyright Statement:	Copyright © 2009 by Karen Franklin and Lauren King

[\[FRONT MATTER\]](#)

[\[COVER\]](#)

[\[TITLE PAGE AND CREDITS\]](#)

[CONTENTS](#)

[INTRODUCTION](#)

[PART I: WATCHING MY ADDICTION CLAIM MY KIDS: A Mother's Story of Inherited Addiction and Abuse](#)

[Chapter 1: AN ADDICT'S LIFE](#)

[Chapter 2: A FAMILY HISTORY OF CRISIS](#)

[Chapter 3: OUR SPIRAL DOWN](#)

[Chapter 4: FALSE HOPE](#)

[Chapter 5: HEALING FROM THE BOTTOM UP](#)

[Chapter 6: LIFE WITH EARLY SOBRIETY](#)

[PART II: WATCHING MYSELF FALL: A Daughter's Story of Beating the Legacy of Addiction](#)

[Chapter 7: MY BEAST MY ADDICTION](#)

[Chapter 8: THE PROGRESSION OF THE DISEASE](#)

[Chapter 9: FROM BAD TO WORSE](#)

Search text within this book:

Counseling and Psychotherapy Transcripts: Volume II

Browse

- All Transcripts
- Presenting Conditions
- Clinicians
- Therapeutic Approaches
- Subjects
- Psychotherapy Collections

Presenting Conditions

- Anxiety (850)
- Sadness (407)
- Anger (375)
- Frustration (374)
- Low self-esteem (206)
- Depression (emotion) (147)
- Suicidal ideation (51)
- Fatigue (50)
- Confusion (42)
- Panic (38)
- More...

Clinicians

- Anonymous (993)
- Feldman, Tamara, 1972- (313)
- McNally, Abigail, fl. 2012 (196)
- Bello, Caryn, 1974- (143)
- Helm, Katherine (27)
- Ellis, Debbie Joffe (15)
- Crenshaw, Wes, 1962- (10)
- Carlson, Jon, 1945-2017 (9)
- Wilson, Reid, fl. 1988 (7)
- Binder, Jeffrey, 1943- (4)
- Browning, Scott, fl. 1994-2017 (4)
- More...

Counseling and Psychotherapy Transcripts: Volume II *Counseling and Psychotherapy Transcripts, Volume II* provides a deep look into the client-therapist office, allowing readers to follow the progress and setbacks of clients over the course of multiple therapy sessions. This collection features a diverse set of clients, a wide range of presenting issues, and multiple therapeutic approaches. Because all content was recorded in 2012 or later, *Volume II* features contemporary issues and the most up-to-date therapeutic approaches to treat them. The collection is an outstanding resource for teaching and research and adheres to the American Psychological Association's Ethics Guidelines for use and anonymity. " *Counseling and Psychotherapy Transcripts is novel both in scale and scope. There is no other resource available that allows us access to so many therapy sessions. Seeing the actual words patients and therapists use helps us teach and explore diverse forms of psychotherapy. I have and will continue to use this valuable collection in my research and teaching.* " -- Zao Imel, University of Utah

Search inside this collection



[Advanced Search](#)

Psychotherapy Collections

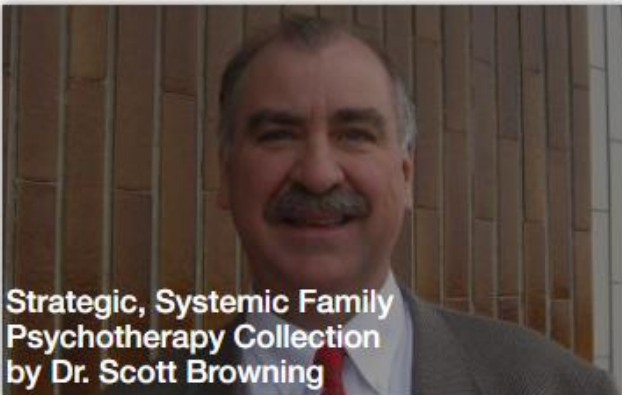
[Browse All Psychotherapy Collections](#)



Psychoanalytic Psychotherapy Collection by Dr. Abigail McNally



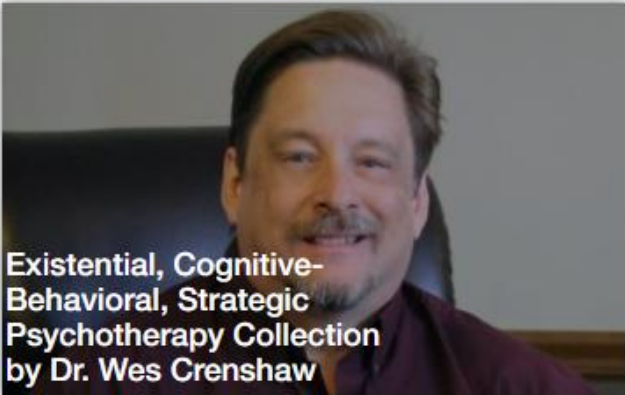
Strategic Cognitive Psychotherapy Collection by Dr. Reid Wilson



Strategic, Systemic Family Psychotherapy Collection by Dr. Scott Browning



Interpersonal Process Approach Psychotherapy Collection by Dr. Katherine Helm



Existential, Cognitive-Behavioral, Strategic Psychotherapy Collection by Dr. Wes Crenshaw



Psychoanalytic Psychotherapy Collection by Anonymous Male Therapist



НАЦИОНАЛЬНЫЙ ИССЛЕДОВАТЕЛЬСКИЙ
УНИВЕРСИТЕТ

library.hse.ru

E-mail.: aofedorov@hse.ru

Адрес: г.Москва, Покровский бульвар, 11 каб. R116